

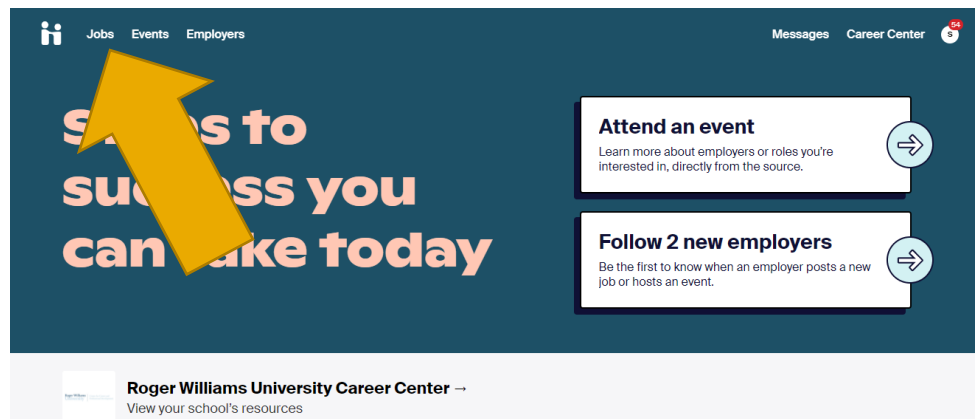
## Filtering for Visa/CPT/OPT Friendly Employers on Handshake

Handshake is an online tool for students to search and apply for job and internship opportunities. Follow the steps below to filter your job/internship search to show positions posted by employers who do not require a US Work Visa, will sponsor a US Work Visa, and/or accept CPT/OPT.

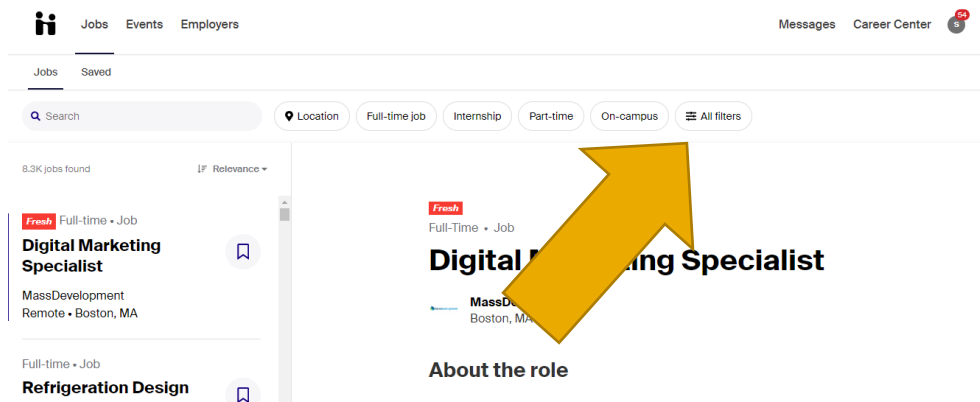
1. Log onto Handshake: <https://rwu.joinhandshake.com> using your RWU Single Sign-On credentials
  - a. For help logging in and navigating Handshake, watch this [Handshake Video Tutorial](#)



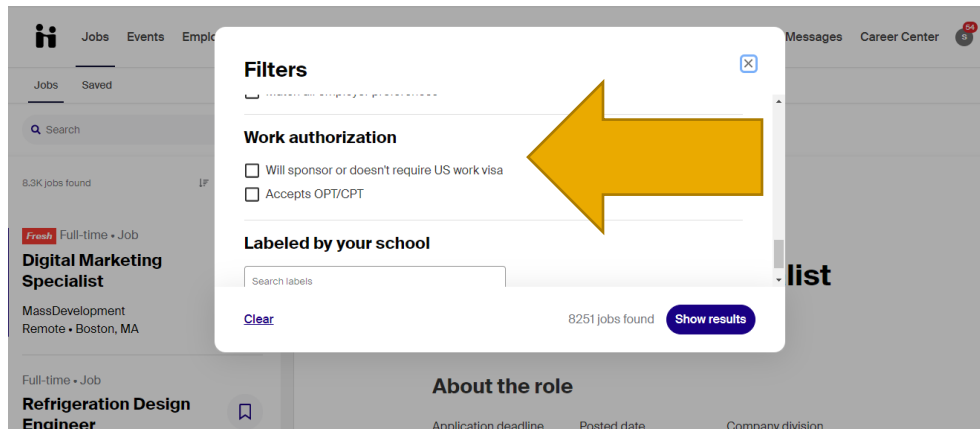
2. Go to Jobs tab on the top left corner



### 3. Click “All Filters”



### 4. Scroll down to “Work Authorization”



### 5. Check off the boxes that apply to you:

- a. “Will sponsor or doesn’t require US Work Visa”
- b. “Accepts OPT/CPT”

### 6. Click “Show Results” to show all the jobs that meet your criteria!

