



COLUMBIA UNIVERSITY
School of Professional Studies

2022

Career Outcomes Annual Report



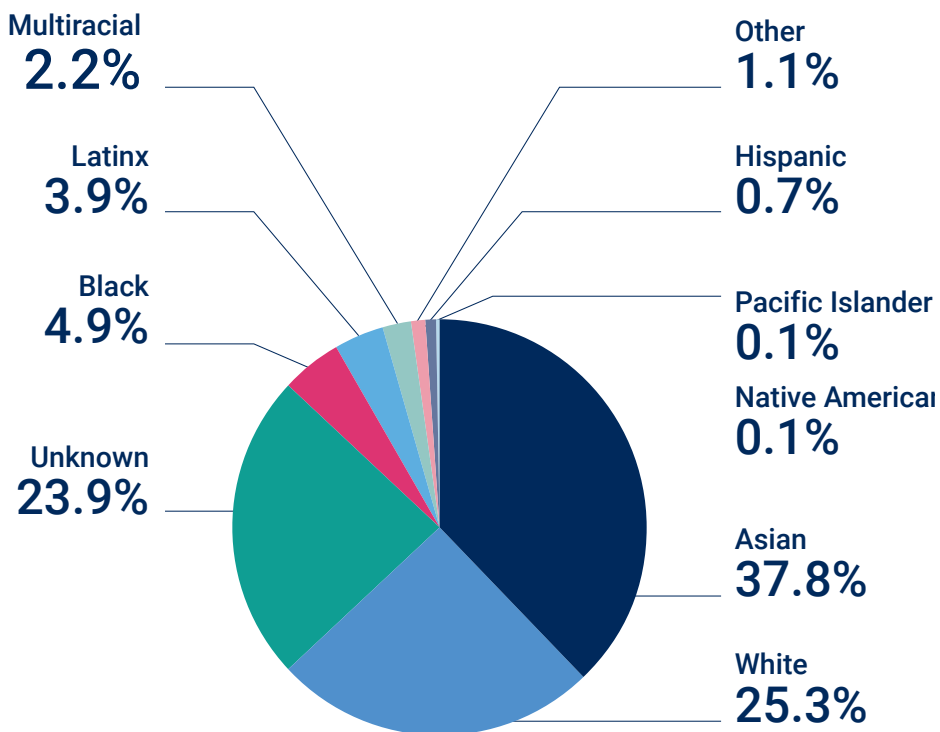
CAREER
DESIGN
LAB

Advancing Careers.
Accelerating Impact.



Student Demographics*

Race/Ethnicity



54.1%

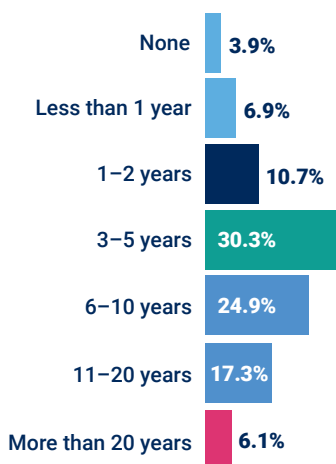
International 2022 Graduates



45.9%

Domestic 2022 Graduates

Work Experience



* 1,366 records included from the official graduate table in the Student Information System. All percentages stem from this total unless otherwise specified.

** Class of 2022 consists of the following graduating cohorts: Summer 2021, Fall 2021, and Spring 2022.

Class of 2022 Master of Science Programs

- Actuarial Science
- Applied Analytics
- Bioethics
- Construction Administration
- Enterprise Risk Management
- Human Capital Management
- Information and Knowledge Strategy
- Narrative Medicine
- Negotiation and Conflict Resolution
- Nonprofit Management
- Sports Management
- Strategic Communication
- Sustainability Management
- Sustainability Science
- Technology Management



1,366

Total 2022 Graduates**

29

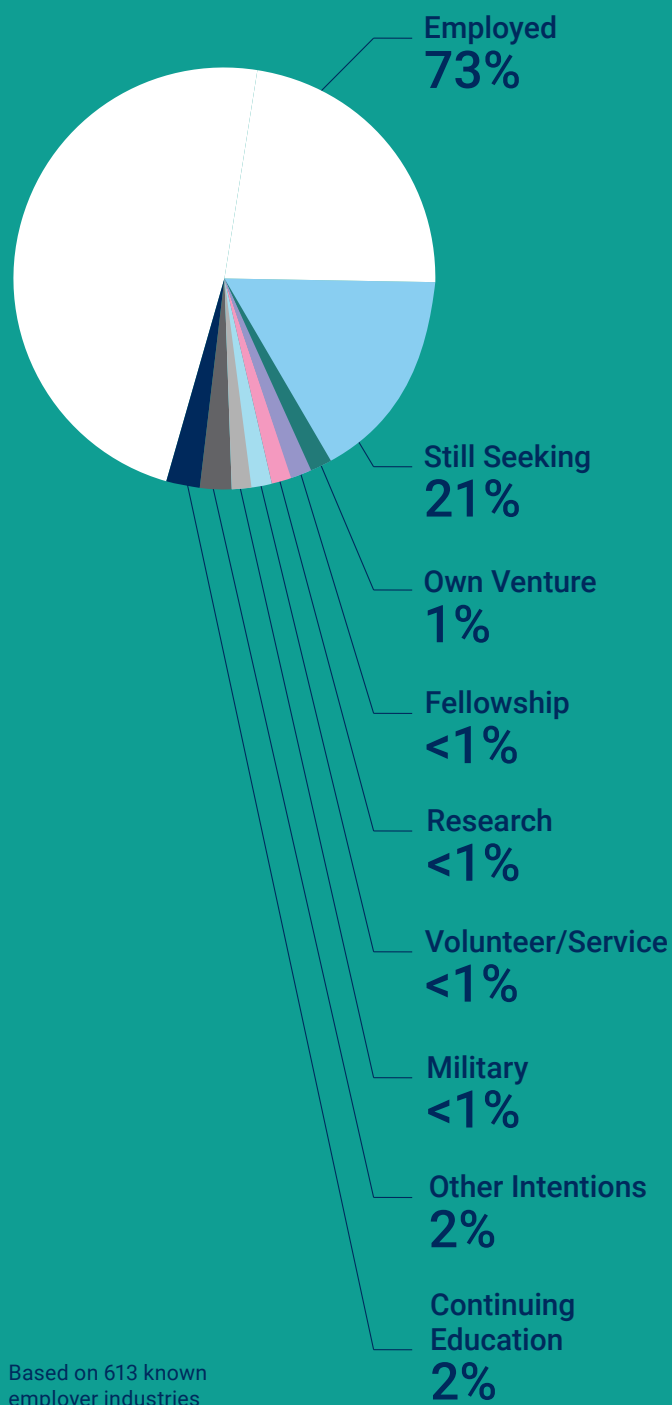
Average Age

17-77

Age Range

Postgraduation Outcomes

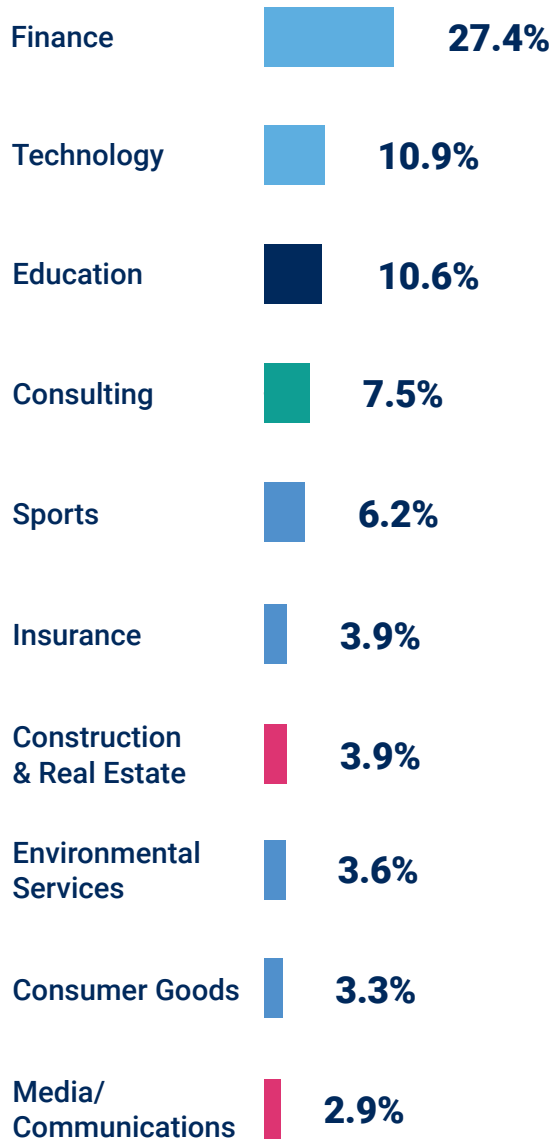
78.5% Career Outcomes*



Based on 613 known employer industries

71.6% Knowledge Rate**

Postgraduate Employment by Industry/Sector



* Number of graduates who reported Job, Internship, Graduate School, Own Venture, Fellowship, or Military Service Outcomes.

** Percentage of the graduating class for which an outcomes destination is known. It excludes those students for whom no information is available. Based on 978 students out of 1,366.

Employers Who Have Hired Multiple Graduates

- Accenture
- Agendi
- AIG
- Amazon
- Amazon Web Services
- American Express
- Bank of America
- Bank of China USA
- Barclays
- BitMart
- Blackrock
- Blackstone
- Boston Consulting Group
- Charter Communications
- Chubb
- CICC
- Citi
- CITIC Securities Company Limited
- Columbia University
- Corporate Citizenship
- CSM Sport & Entertainment
- Deloitte
- Discover Financial Services
- Estee Lauder
- EY
- Fairstead
- FanDuel
- Farmers Insurance
- Freddie Mac
- General Star Management Co.
- Goldman Sachs
- Google
- Huawei
- IBM
- JPMorgan & Chase Bank
- KPMG
- Kroenke Sports & Entertainment
- Liberty Mutual Insurance
- MassMutual
- Mastercard
- Meituan
- Meta (Facebook)
- Mission Wealth
- Morgan Stanley
- Nashville FC
- NBA
- NBCUniversal Media, LLC
- New York Life Insurance Company
- New York University
- PwC - PricewaterhouseCoopers
- RISE (Sports)
- Ronald McDonald House New York
- Salesforce
- ServiceNow
- Shenwan Hongyuan Securities Co., Ltd
- Silicon Valley Bank
- Spotify
- Sumitomo Mitsui Banking Corporation (SMBC)
- Tencent
- Uber
- UBS
- underdog venture team
- United Nations (U.N.)
- Vertex, Inc.
- Voltpost
- Walmart Global Tech Co.
- Wasserman
- West Monroe Partners
- Willis Towers Watson
- WWE

Employment Outcomes

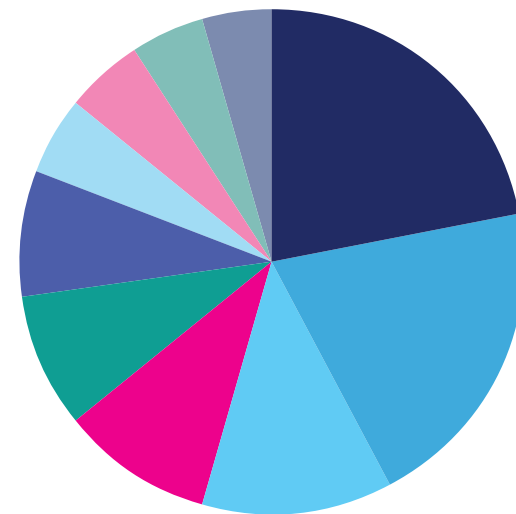
Postgraduate Salaries

\$93,470

Average Annual Base Salary*

*based on 188 reported full-time annual salaries

Top Job Functions/Roles



Based on 307 known job functions/roles

Global Distribution of Graduates

Top Global Countries



United States of America



China Mainland



Hong Kong S.A.R.



United Kingdom



Taiwan



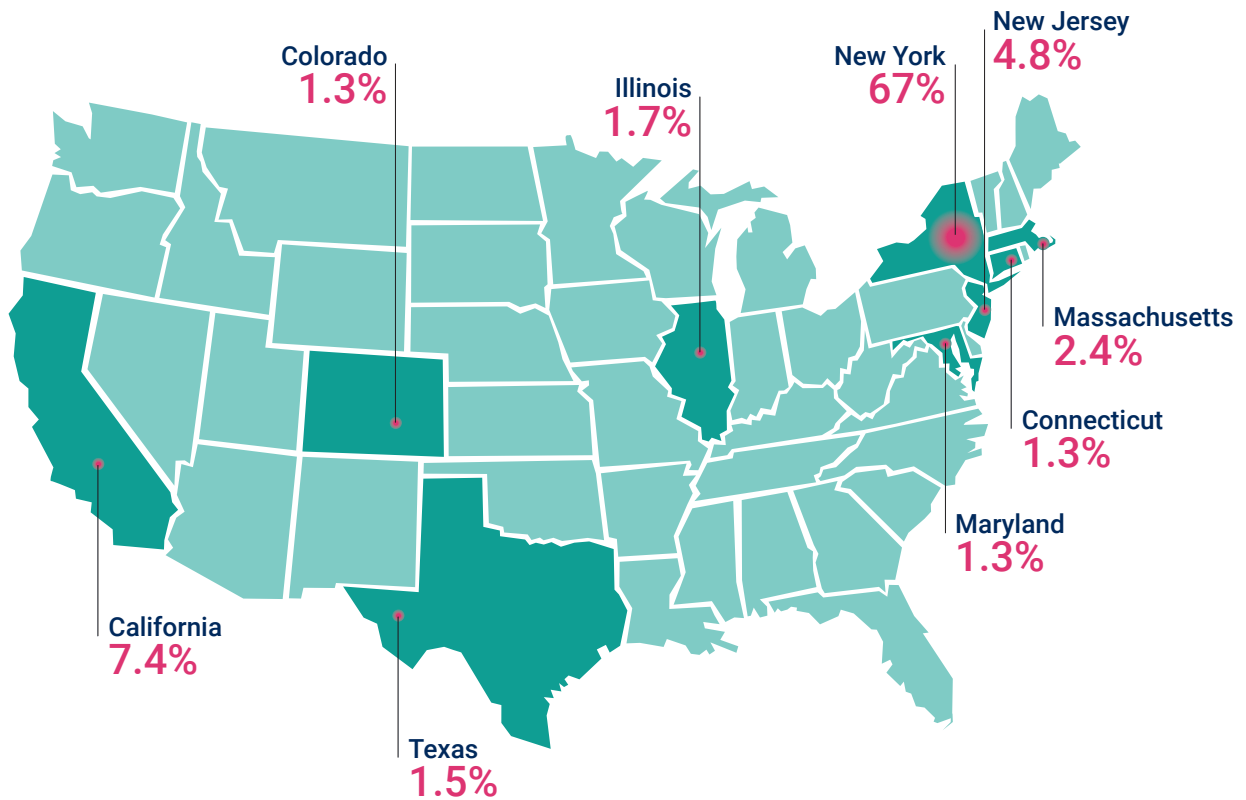
Singapore



Canada

Based on 557 responses.

Top Ten States in the U.S.



458 graduates (representing 85.1% of the total) who disclosed company location are working in the United States

Career Design Lab, New York

729 7th Avenue, 3rd Floor
New York, NY 10019

 COLUMBIA UNIVERSITY
School of Professional Studies

Contact Us

careerdesignlab@columbia.edu
212-854-1102

Join Our Community

careerdesignlab.sps.columbia.edu



@CareerDesignLabNYC



Career Design Lab,
Columbia University



[cdlcolumbiasps](https://cdlcolumbiasps.com)