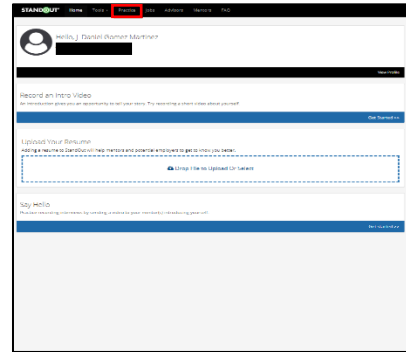


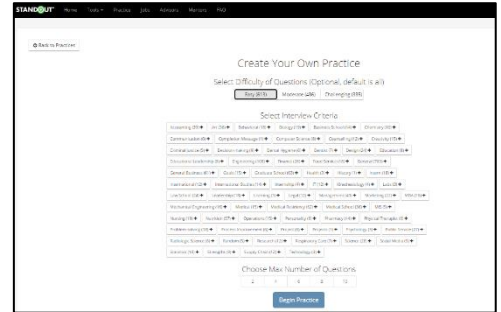
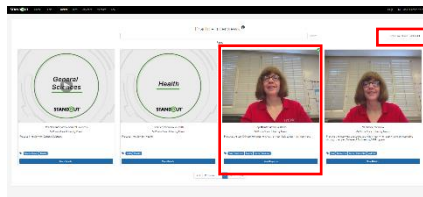
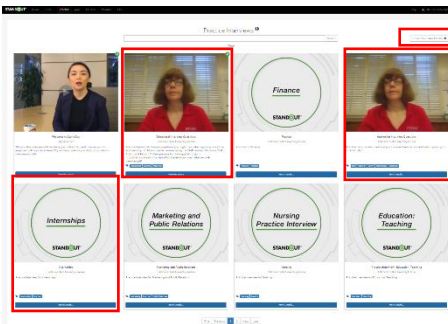
StandOut Guide

1. Visit csufresno.standout.com and Login using your my.fresnostate.edu username and password.

2. Click “Practice” in the top menu bar.

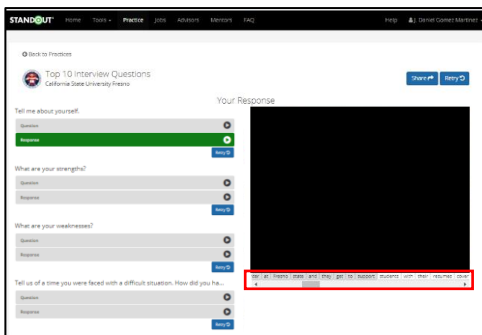


3. Select “More Details...” or “View Response” blue button to access the, **Behavioral Interview Questions, Internship Interview Questions,** and go to 2nd page for **Top 10 Interview Questions.** You can also click on **Create Your Own Practice** to access additional interview practices based on major/industries/professions.



4. Review your responses as you complete any interview practice.

- Reflect and takes notes on areas you did well and areas of improvement.
- Review the transcribed response and comprehension score to note time filler words or sounds (“like”, “hmm”, “aah”, etc.) labeled as “[Hesitation]”.



5. Use the “Retry” blue button to redo the entire practice or an individual response.

