


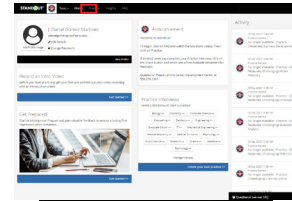
Step 1

Visit csufresno.standout.com and login using your my.fresnostate.edu username and password.



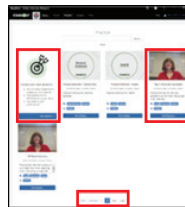
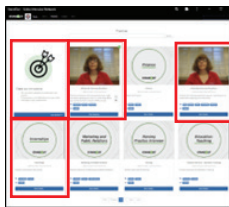
Step 2

Click “Practice” in the top menu bar.



Step 3

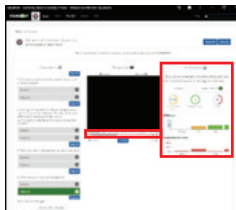
Select “More Details...” or “View Response” blue button to access the **Behavioral Interview Questions**, **Internship Interview Questions**, and go to 2nd page for **Top 10 Interview Questions**. You can also click on **Create Your Own Practice** to access additional interview questions based on career fields.



Step 4

As you practice, review your responses:

- Reflect and takes notes on areas you did well and areas of improvement (clear responses, providing examples, using the **STAR method**, and noting distracting non-verbal cues).
- Review the transcribed response, comprehension score, and hesitation count to note time filler words or sounds (“like”, “hmm”, “aah”, etc.) labeled as “[Hesitation]”.



Step 5

Use the “Retry” blue button to redo the entire practice or an individual response.

