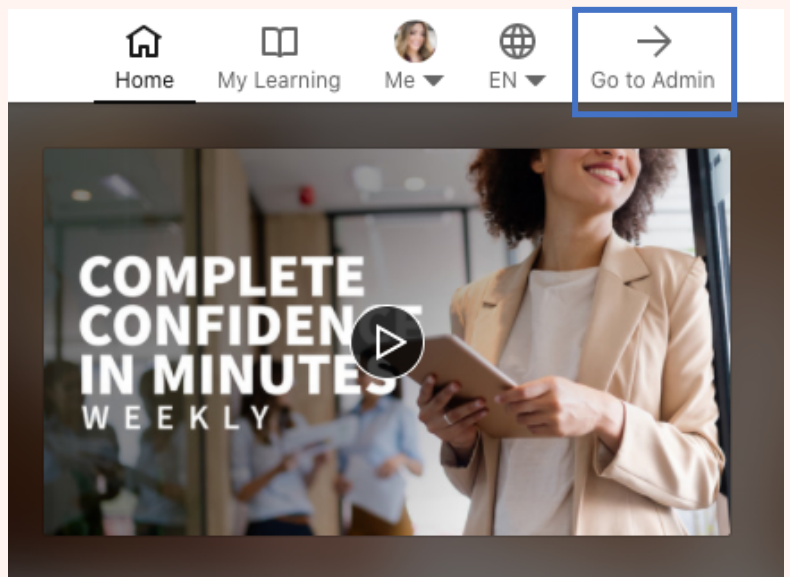


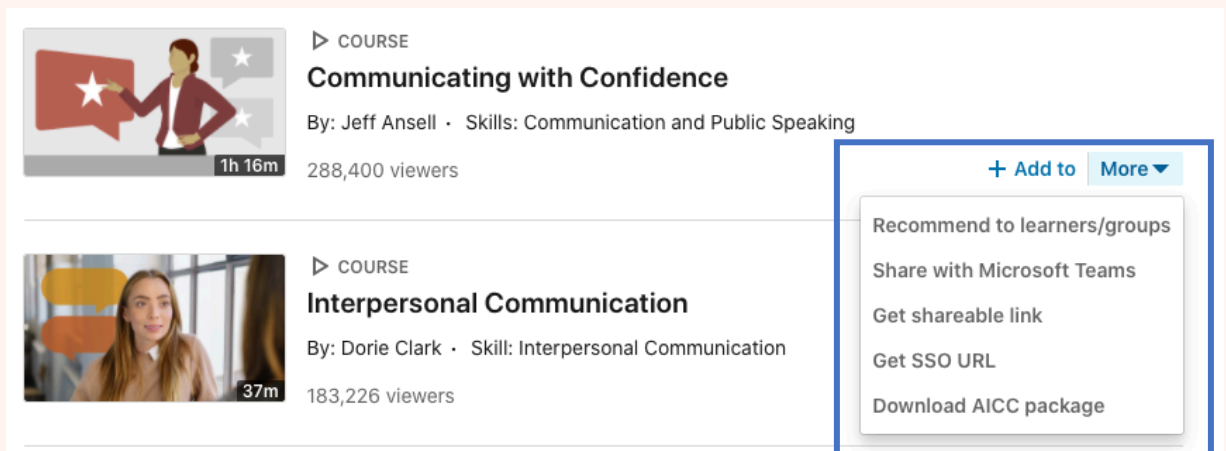
SSO Course Share

Use the SSO URL to share an authentication enforced course link, which means that when a learner goes to the link, they are prompted to login (if they have an account) instead of landing on a logged-out guest page. This can be used to share content directly with learners or for use in your LMS.




Step 1: Go to admin

Step 2a: Search for the content you want and click "More", then "Get SSO URL"



Step 2b: Find SSO URL under "recommend" if already clicked into content



Step 3: Share content! Send content directly to learners or paste content in your Canvas Shell