

VMock Resume + Editor

How-to Guide

GETTING STARTED

- Go to <http://vmock.com/fiucareer>
- Once registered, the platform will redirect you to the user dashboard.
- Click on the Resume in the left navigation panel and upload your resume in the PDF format for the assessment.

UNDERSTANDING VMOCK SCORING AND FEEDBACK

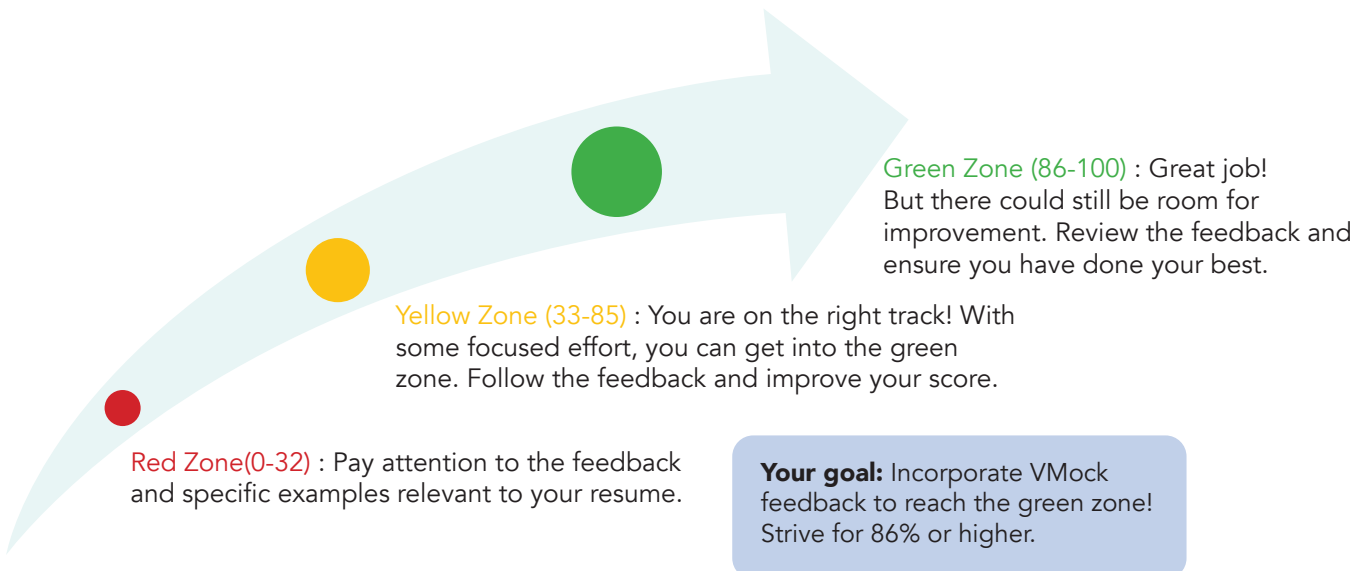
VMOCK Resume SCORE

What is VMock Resume Score?

Provided on a scale of 0-100, VMock resume score is computed based on 3 core modules. It appears automatically in your Student Dashboard after completion of the review process.

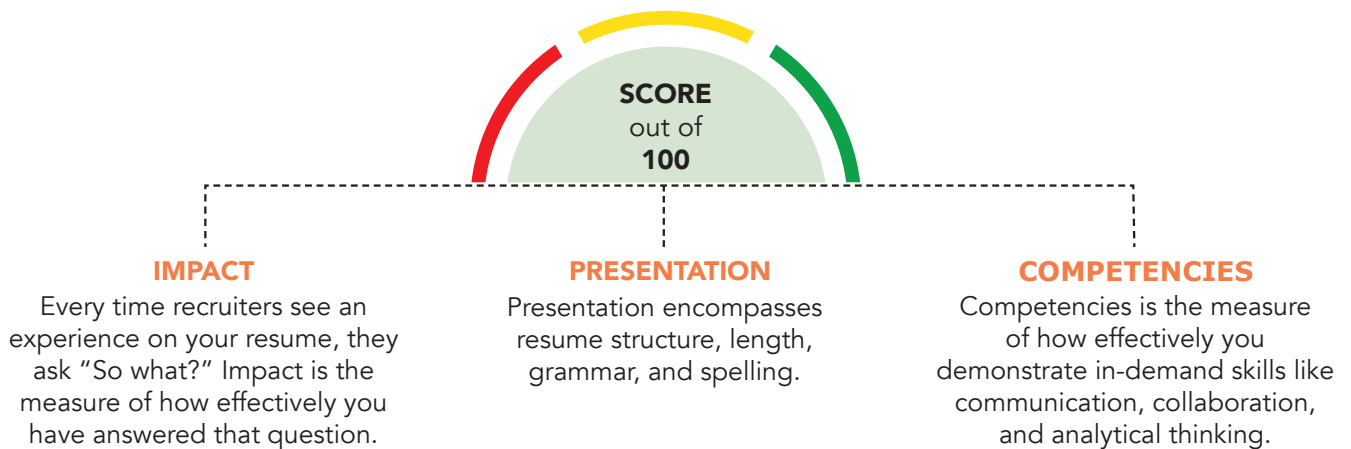
What does the score mean for you?

It indicates how well your resume presents your profile to recruiters and can belong to either Red, Yellow or Green zone.




VMOCK SYSTEM LEVEL FEEDBACK

System Feedback has three main modules: impact, presentation and competencies.



- Click on the view detailed feedback button to review the feedback.
- You may navigate between each module by clicking on its name, below your resume score.
- Each main module is comprised of core elements. Scroll down and click through each core element to view corresponding feedback highlighted in your resume.



Within each core element, see guidance to view key insights and suggestions for improvement.

VMOCK TARGETED FEEDBACK

Targeted Feedback

Its core elements comprise of the corresponding sections in your resume and the feedback is generated by benchmarking the content against high scoring resumes of students in your community.

For example

Suppose your Resume includes three sections—education, related work experience, and languages—then Targeted Feedback will only have three core elements: education, related work experience, and languages.

- ▶ Click Targeted Feedback, located at the top of the browser.

Section Level Feedback

Feedback on content development and its placement on your resume.

For example

Suppose you list degree, major, and graduation year in the education section of your Resume.

VMock may recommend that you also include GPA, research projects, and coursework.

- ▶ *Click Categories you can include to view sample suggestions.*

Bullet Level Feedback

Section Level Feedback also includes bullet level feedback. Bullet level feedback evaluates bullet points on six parameters which are action-oriented, active voice, specifics, over-usage, filler words and bullet length to provide suggestions for improvement.

- ▶ *To review bullet level feedback, click any bullet point.*

UPDATE YOUR RESUME

When you are finished reviewing VMock's detailed feedback, it's time to revise your Resume by incorporating the feedback and customized suggestions.

Once you've completed your updates, re-upload your newly edited resume to view your increased score and suggestions for further improvement until you reach the green zone!

VMock SMART EDITOR

VMock is delighted to introduce an advanced SMART Editor to help you achieve all-star profile strength. Our machine learning engines scan your resume to offer instant and targeted sample suggestions for each bullet. Secure 24*7, real-time guidance from the platform to make your resume stand out and maximizes your job-search outcomes!.

LEVERAGE THESE KEY FEATURES:



Convert Resume to your community template



Instant score improvement & get live feedback



Download your Resume in PDF or Word format

CREATING NEW RESUME

- If you don't have a resume yet, you can simply create new resume using your community template by clicking on the 'Create New' button on the student dashboard.
- Start adding content and follow the step-by-step guidance wherein the system will provide the real time feedback.
- Once you have added sufficient content, you can score your resume and see detailed feedback.

IMPROVING AN EXISTING RESUME

- Upload your existing resume in PDF format to get started.
- VMock SMART Editor will convert your resume into the community template.
- Follow the step by step SMART Editor guidance across the product.
- You can download your resume in PDF and Docx format.
- Once you have made all the changes, you can re-score your resume to get an updated score and detailed feedback.

Note: In case you have any trouble using the system, reach out to us at support@vmock.com