

BU Connects User Guide
Feld Center for Career & Alumni Engagement
Questrom School of Business, Boston University



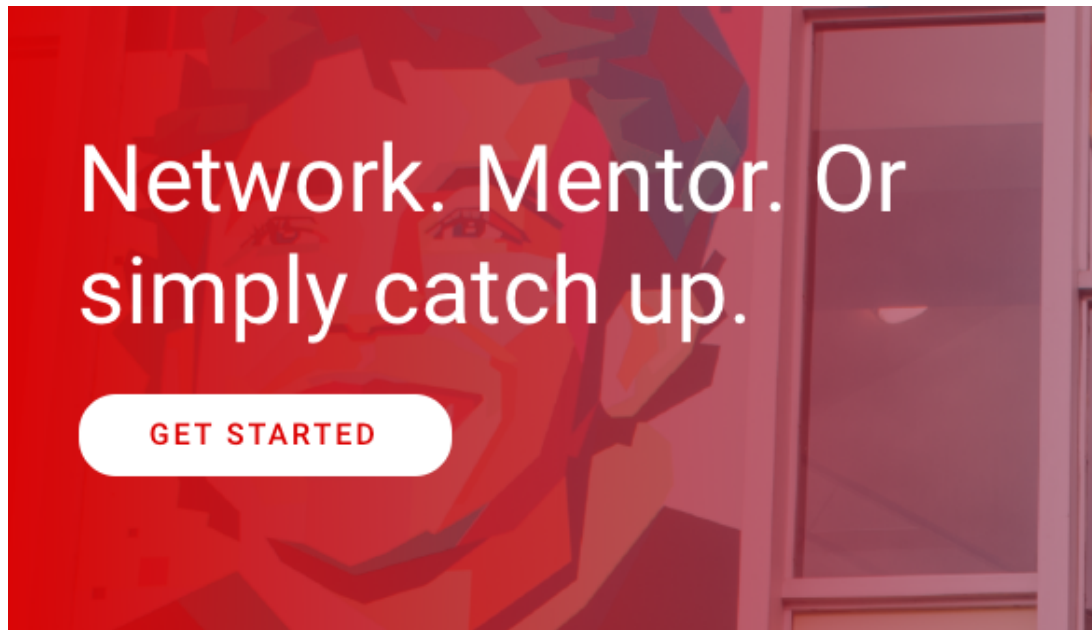
BU Connects is an online platform, exclusively for Boston University alumni, students, faculty, and staff that brings together Terriers for personal and professional networking on a global scale, with a special emphasis on mentoring. Its users have access to a broad and influential global network.

Learn more about BU Connects here:

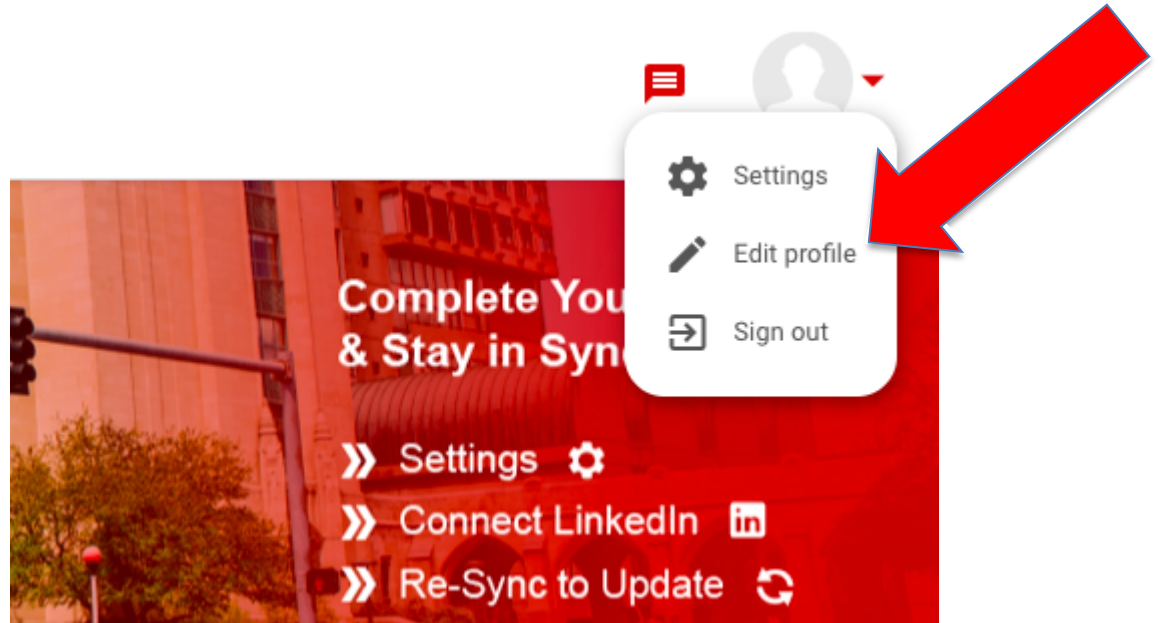
<https://www.bu.edu/alumni/career/buconnects/>

We hope you will use BU Connects to engage with the large network of Questrom grads across the globe.

Setting up & Navigating your Profile:



Head to <https://buconnects> and create your account!



Once you have initially created your account, click the photo icon in the upper right corner and select 'edit profile'

Offer Help

- ☐ Answer industry specific questions
- ☐ One time career conversation
- ☐ Graduate school discussion
- ☐ Resume / portfolio review
- ☐ Informational interview / audition
- ☐ Introduction to connections / Open doors at workplace
- ☐ Job-shadowing at my workplace
- ☐ Speak at panel discussions or at an event

Seek Help


- ☐ Answer industry specific questions
- ☐ One time career conversation
- ☐ Graduate school discussion
- ☐ Resume / portfolio review
- ☐ Informational interview / audition
- ☐ Introduction to connections / Open doors at workplace
- ☐ Job-shadowing at my workplace
- ☐ Speak at panel discussions or at an event

Offer Mentoring

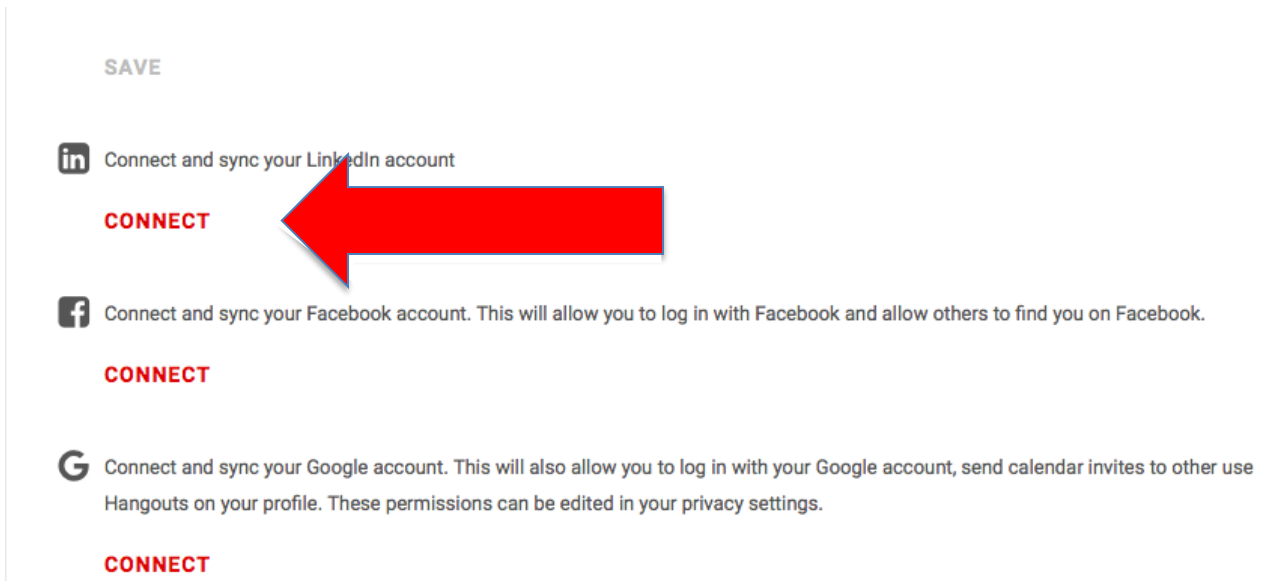
Seek Mentoring

On this page, you can add your profile photo and contact information, as well as what you are hoping to get out of the BU Connect platform by checking off boxes under 'seek help'! You can edit your profile at any time. Do not worry about manually entering your experience right now, you can do that by connecting your LinkedIn profile to the platform, learn how to do that below.

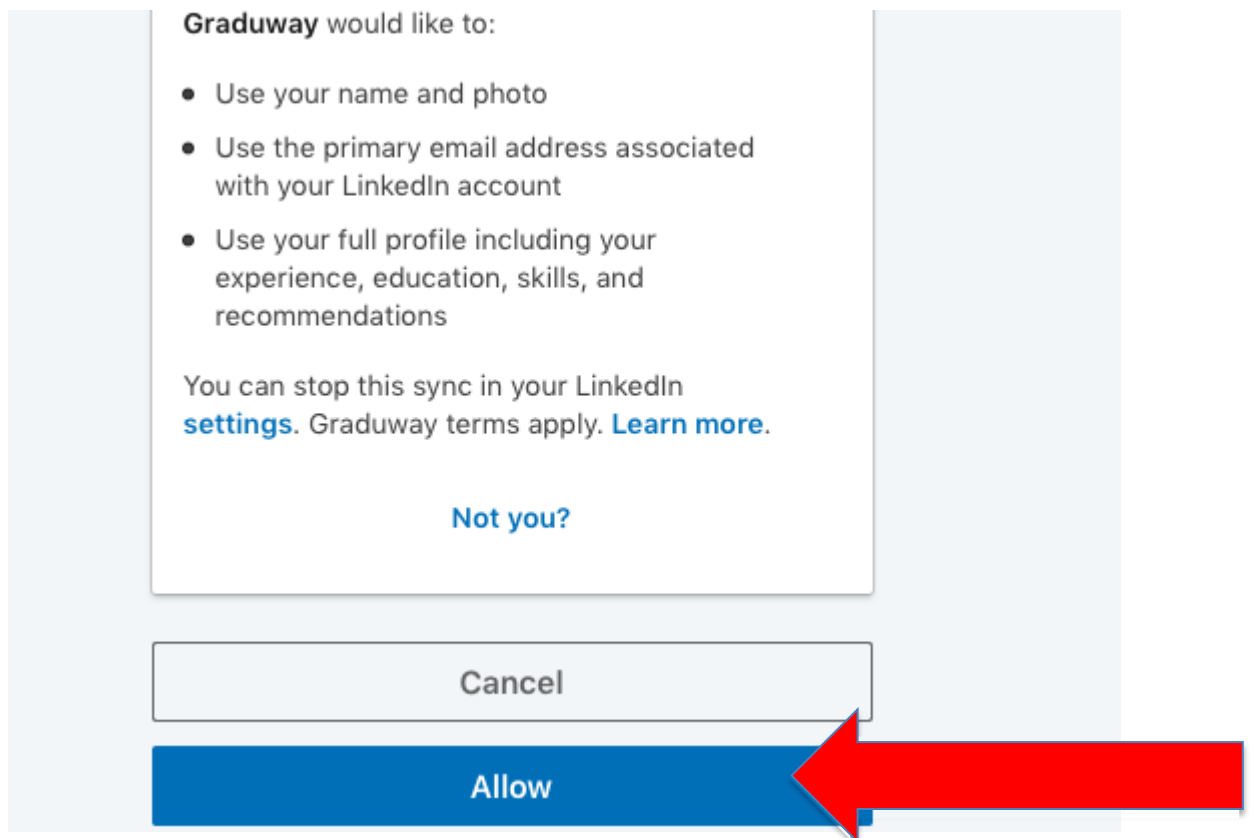
Connecting your LinkedIn profile:



Click on the photo icon in the upper right corner of the homepage, and select 'settings'



Scroll down to where it says, 'connect and sync your LinkedIn account' and select 'connect'

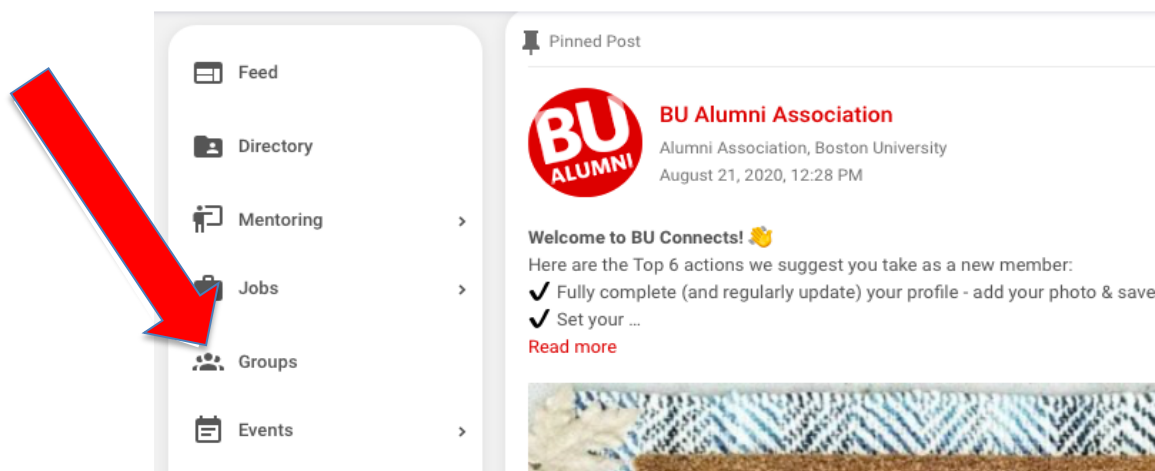


A page asking you to sign into your LinkedIn account will pop up, and after you sign in the screen above will appear, click 'allow'

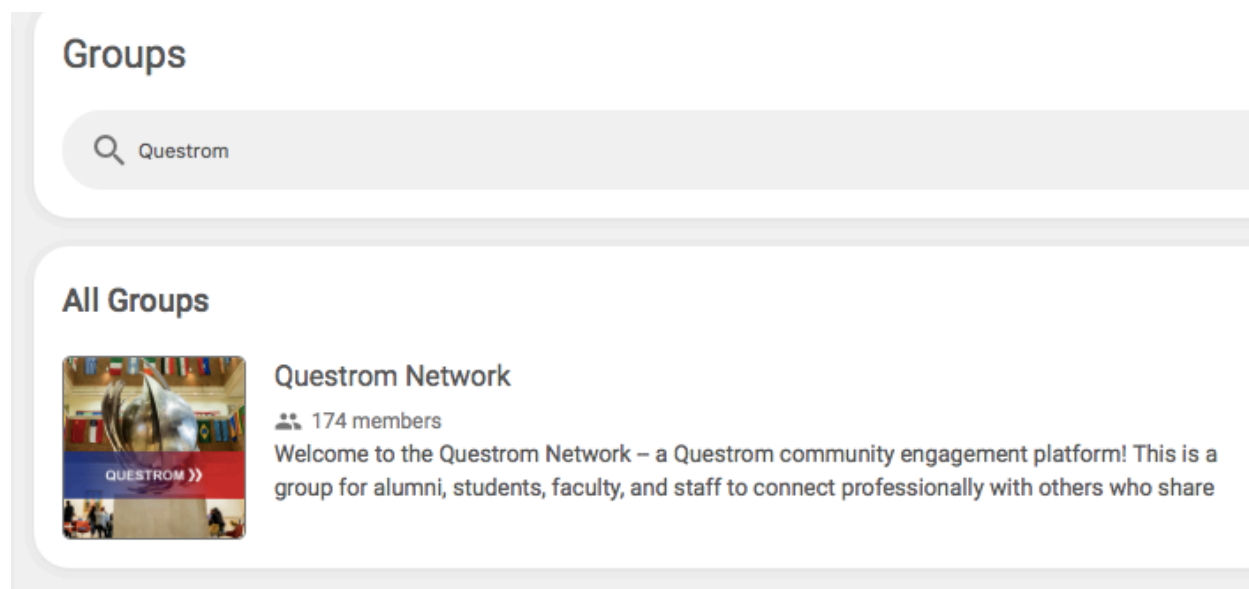
Once you hit 'save' on the BU Connects profile, you are all set! Your job history and information will now be viewable under the 'edit profile' option.

How to join the Questrom Network Group:

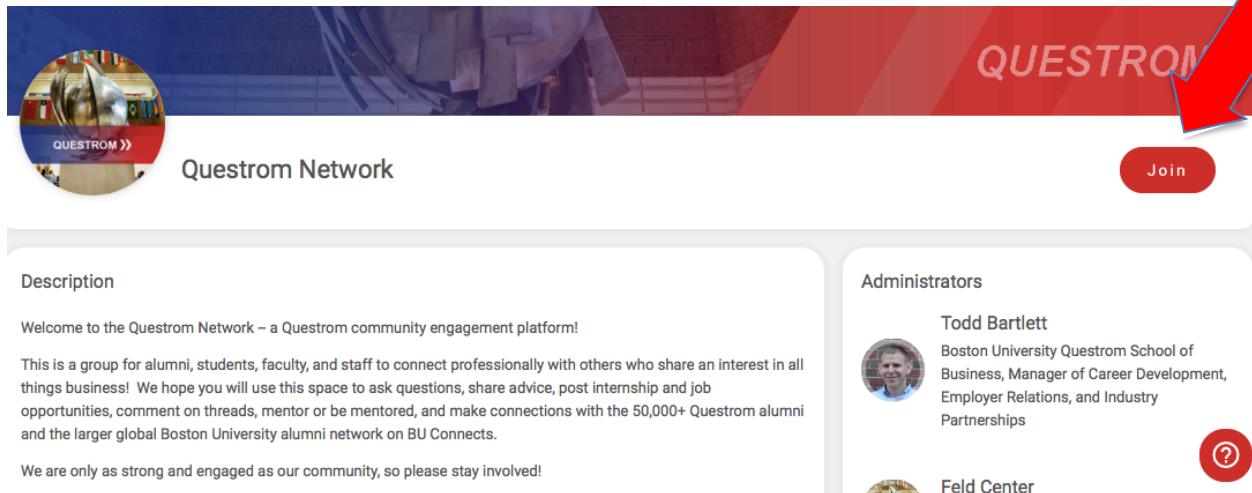
BU CONNECTS»



On the home page, click 'groups' on the left side bar




Search for the 'Questrom Network' and it will pop up, click on the group



In the upper right corner under Questrom, click 'Join', and your request will be sent for approval

How to find a mentor:



On the home screen, click on 'mentoring' on the left side bar

Mentoring

Mentors In Your Area

[SEE ALL](#)

Find Mentors By Job Function

1 Consulting

34 Available Mentors

Find Your Match

Search the directory for your mentor

FIND YOUR OWN MENTOR

Find Mentors By Company

Boston University

45 Mentors work here

Boston University College of Communicatio

6 Mentors work here

Boston University Questrom School of Business

3 Mentors work here

SEARCH BY COMPANY

Find Mentors By Industry

You can find mentors by company, location, industry, job function, or do your own search! You can click the name of a mentor and see what help they are willing to offer. From there, you can message them, ask for help, and ask them to be your mentor!

Any questions? Feel free to reach out to a Career Advisor!