

Wentworth

Co-ops & Careers

Research and Network with the LinkedIn Alumni Tool

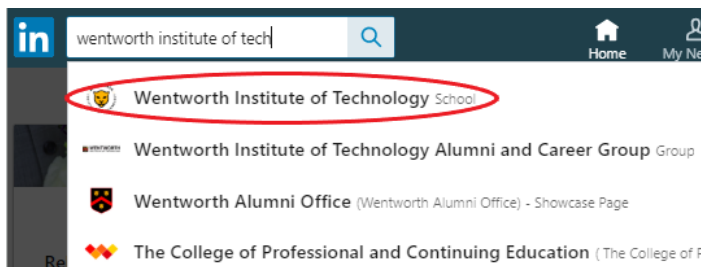
Networking is a crucial part of any job search...and it is especially important if you are entering a challenging job market or searching in a new location!

Why Search for Alumni on LinkedIn

- 1) It is easy to sort by major and see what a targeted group of people have been doing
- 2) Your shared experience from college is an effective way for you to introduce yourself
- 3) It can help you to identify opportunities in a specific geographic area (home, or a less familiar city/state)

How to Locate Alumni Information on LinkedIn

First, type our university name in the search bar on your LinkedIn homepage.
Make sure you select the *School Page*, not a Company Page, Showcase, or Group.



Pro Tip:


You can do this for any university or school, even if you were never a student there!

Use the Alumni Tool to get data on young professionals in a specific geographic area outside of Boston, or to see where current students from another college are doing co-op or summer jobs.

Next, click on “Alumni”.

Wentworth

Co-ops & Careers



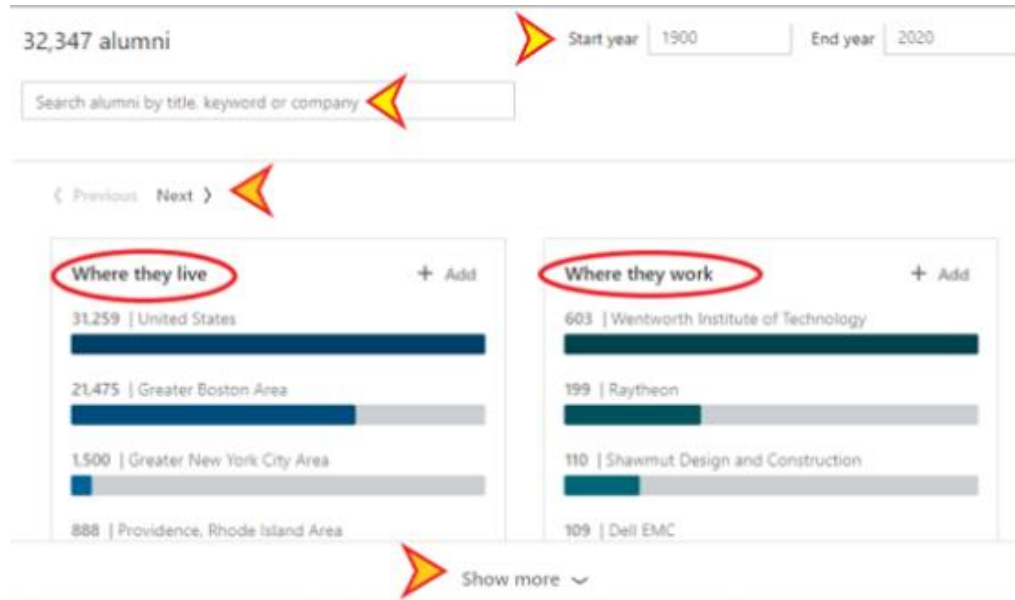
Filter Search Results to Find Companies of Interest, Potential Contacts, and More

Alumni information is categorized by filters, i.e., where they live, where they work, what they do, and what they studied. These lists display top results under each category. We strongly recommend that you use specific terms in the search bar above these lists if you do not initially find what you are seeking.

Other helpful searches: Adjust the date range depending on whether you are seeking young alumni to chat with, or more experienced alumni who are now managers; and search by company name, job title, skills, or any other details.

Wentworth

Co-ops & Careers



Pro Tips:

Click "Next" to see more filters.

Click "Show more" to see the complete list of top results under any category.

Alumni/Student Profiles & Connecting

Profile summaries are displayed at the bottom of the page. Click on them to see full details such as:

- Where has the person worked?
- What job titles have they had?
- What skills do they have listed?


Pro-Tip:

ALWAYS send a personalized message when you invite someone to connect on LinkedIn. It establishes your credibility and makes the recipient more likely to respond.


An invitation to connect is also an opportunity to message back and forth, even if you never formally connect!

Wentworth

Co-ops & Careers



Charlie Klemmer · 2nd
CO-OP + CAREER Advisor at
Wentworth Institute of...
'10 English Language and Li...

 6 shared connections

[Connect](#)