

# Career Plans Survey Class of 2016

Final Report  
November 28, 2016

# CAREER PLANS SURVEY 2016

**Average Salary\*: \$62,925**

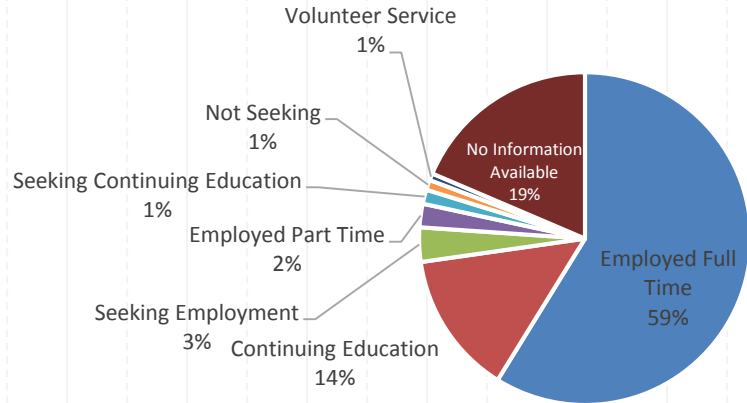
Based on 1,203 reported full-time salaries.

**Average Sign On Bonus\*: \$7,408**

Based on 722 reported sign-on bonuses.

**Expected Average Annual Bonus\*: \$14,530**

Based on 685 reported expected annual bonuses.



*As of November 28, 2016*

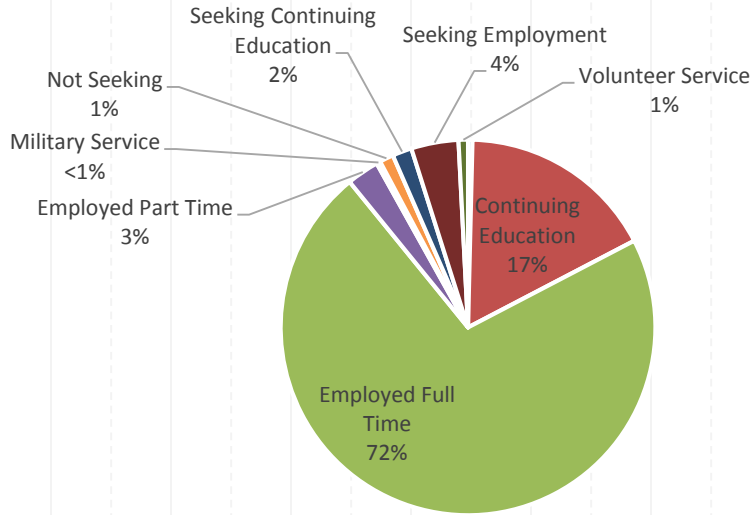
**Career Plans Survey Report - Aug '15, Dec '15, May '16 Graduates**

Based on 2,543 undergraduate degree recipients from the Class of 2016.

*\*Salary and bonus statistics only representative of respondents who reported full-time employment (including: Entrepreneur, Freelance, Temp/Contract Work, Postgraduate Internship/Fellowship and All Other).*




# CAREER PLANS SURVEY 2016



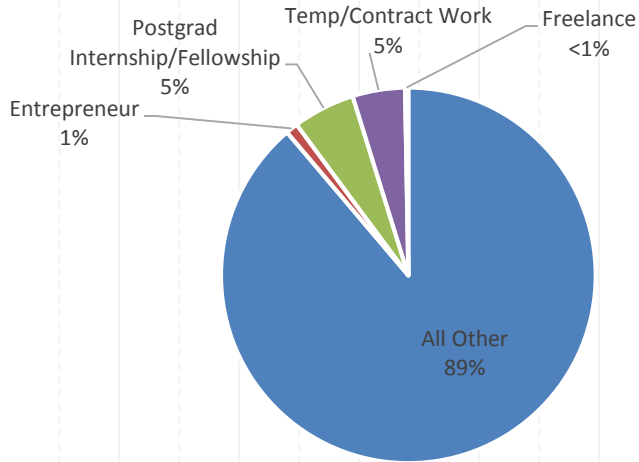
*As of November 28, 2016*

## Career Plans Survey Report - Aug '15, Dec '15, May '16 Graduates

Based on 2,085 undergraduate survey respondents from the Class of 2016, a survey response rate of 82.0%.



# CAREER PLANS SURVEY 2016



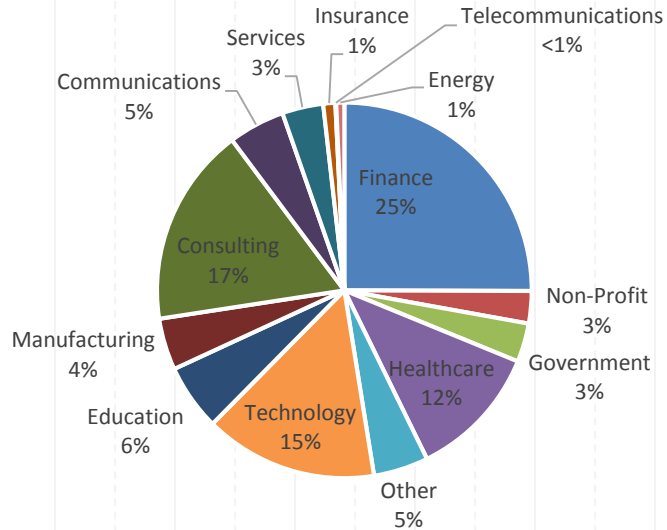
*As of November 28, 2016*

## Full Time Employment Sub-Categories - Aug '15, Dec '15, May '16 Graduates

Based on 1,436 respondents reporting their full-time employment career plans.




# CAREER PLANS SURVEY 2016



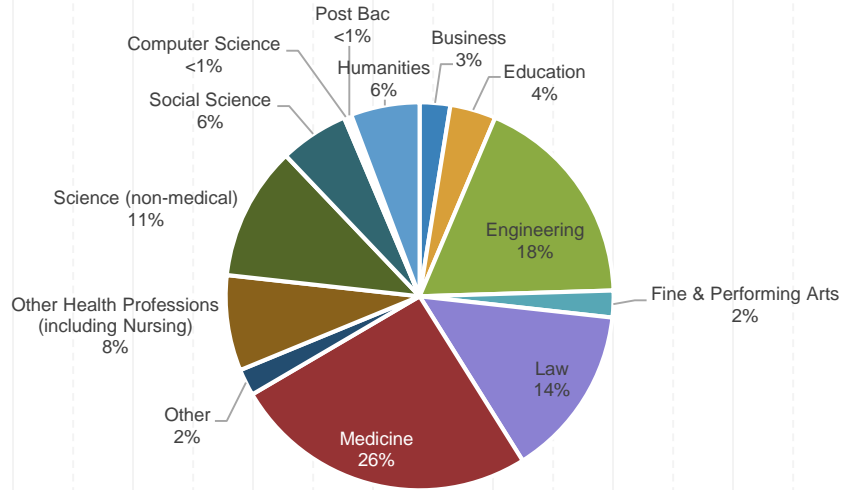
*As of November 28, 2016*

## Full Time Employment by Industry - Aug '15, Dec '15, May '16 Graduates

Based on 1,437 full-time employed respondents reporting their industry.



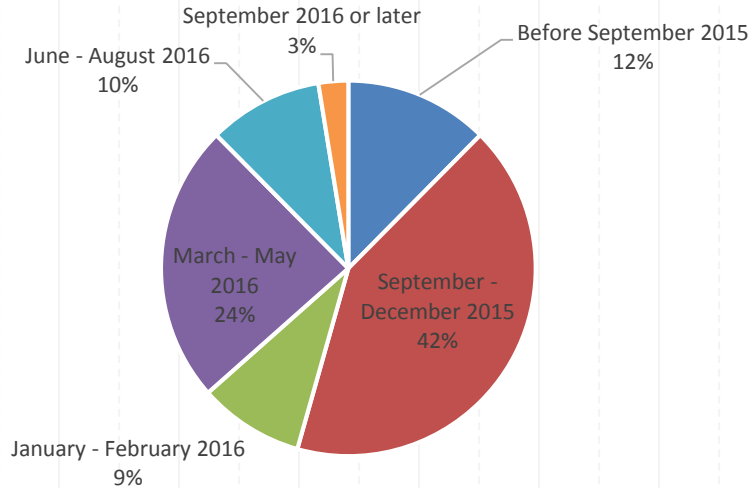
# CAREER PLANS SURVEY 2016



**Graduate School Programs by Field – Aug '15, Dec '15, May '16**  
Based on 314 respondents reporting their graduate school field of study.

*as of November 28, 2016*


# CAREER PLANS SURVEY 2016



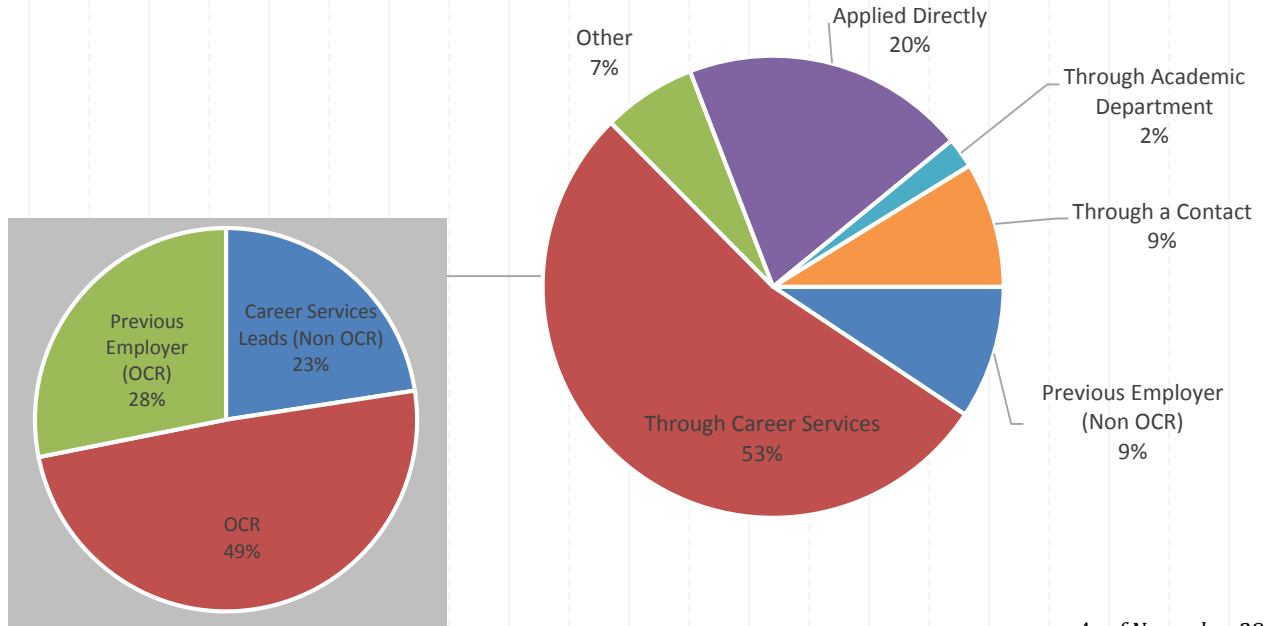
*As of November 28, 2016*

## When Did You Accept Your Job Offer? - Aug '15, Dec '15, May '16 Graduates

Based on 1,013 full-time respondents reporting when they accepted their position.




# CAREER PLANS SURVEY 2016



*As of November 28, 2016*

## How Did You Get Your Job? - Aug '15, Dec '15, May '16 Graduates

Based on 1,082 full-time employed respondents reporting how they found their job.





# CAREER PLANS SURVEY 2016 TOP EMPLOYERS

*As of November 28, 2016*

Company	# Hired
Children's Hospital of Philadelphia	40
University of Pennsylvania	30
University of Pennsylvania Health System	29
Goldman Sachs	29
Boston Consulting Group	28
Google	28
JP Morgan	26
Deloitte	23
Morgan Stanley	19
Citigroup	18
IBM	18
McKinsey & Co	17
Accenture	15
BlackRock	13
Barclays Capital	12
PricewaterhouseCoopers	11
Amazon	10
Bain & Company	10

# CAREER PLANS SURVEY 2016 TOP GRAD SCHOOLS

*As of November 28, 2016*

School	# Attending
University of Pennsylvania	105
Harvard University	19
Columbia University	17
Stanford University	12
New York University	8
University of Oxford	7
Johns Hopkins University	6
University of Cambridge	6
Yale University	5
Georgetown University	4
Thomas Jefferson University	4
Drexel University	4
Massachusetts Institute of Technology	4
University of Virginia	4
Villanova University	4
Northwestern University	4
University of California, Berkeley	4