


# 2016 Summer Survey

Combined Report (Draft)  
January 19, 2017

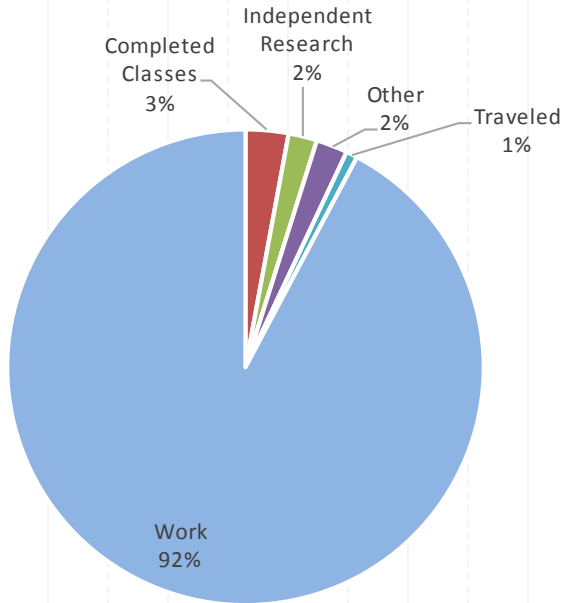
# Overall Highlights

|   | Rising Seniors   | Rising Juniors  | Rising Sophomores                                      |
|---|--|---|--|
| <b>Summer Surveys Completed</b>   | 1032   | 815   | 891  |
| <b>Internship Search</b>  |  |   |  |
| Most successful method of getting internship offer                        | Applied Directly   | Applied Directly  | Applied Directly                                       |
| <b>Offer Date</b>   |  |   |  |
| Students who received internship offers by the end of April 2016          | 67%  | 51%   | 40%  |
| <b>Top Employer</b><br>(# of Students Hired)                              | University of Pennsylvania (36)                          | University of Pennsylvania (45)                         | University of Pennsylvania (71)                        |
| <b>Interned Abroad</b>  |  |   |  |
| % based on # of students who listed work as their primary activity abroad | 5%   | 11%   | 12%  |
| <b>Geographic Distribution</b>  |  |   |  |
| States with the most interns  | New York (293)<br>Pennsylvania (199)<br>California (128) | Pennsylvania (230)<br>New York (142)<br>California (75) | Pennsylvania (232)<br>New York (77)<br>California (51) |
| <b>Paid Position</b>  |  |   |  |
| Full-time or Part-time  | 91%  | 80%   | 77%  |
| <b>Avg. Monthly Salary</b>  |  |   |  |
| Full-time   | \$4,119  | \$2,425   | \$1,717  |
| <b>Top Industries (# Employed)</b>  | Finance (239)<br>Technology (143)<br>Education (89)      | Finance (138)<br>Education (126)<br>Technology (74)     | Education (158)<br>Healthcare (78)<br>Finance (71)     |

As of January 19, 2017



# Primary Summer Activity – Seniors




## Top Employers

| Employer                                 | # of Interns |
|--|--------------|
| University of Pennsylvania               | 36           |
| Morgan Stanley                           | 25           |
| Goldman Sachs                            | 25           |
| University of Pennsylvania Health System | 20           |
| Facebook                                 | 16           |
| Google                                   | 16           |
| Children's Hospital of Philadelphia      | 14           |
| Microsoft                                | 10           |
| Credit Suisse                            | 10           |
| JP Morgan                                | 10           |
| JPMorgan Chase & Co.                     | 10           |
| Apple                                    | 9            |
| Capital One                              | 7            |

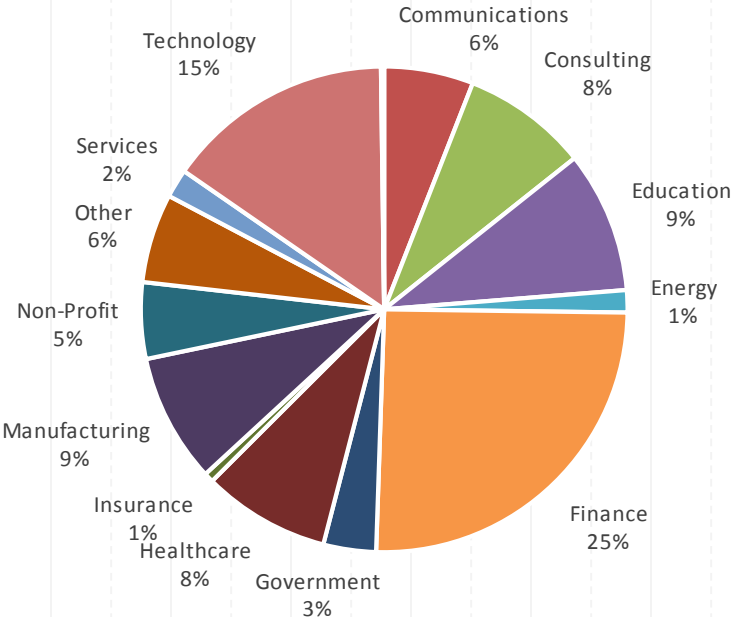
### Career Services 2016 Summer Survey Report

Based on 1031 rising seniors reporting their primary summer activity.

*As of January 19, 2017*



# Summer Internship Industry – Seniors

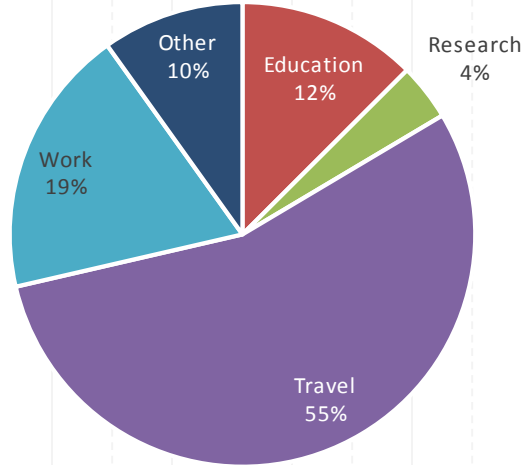


*As of January 19, 2017*

**Career Services 2016 Summer Survey Report**  
Based on 944 rising seniors reporting their summer internship industry.



# Primary Abroad Activity – Seniors

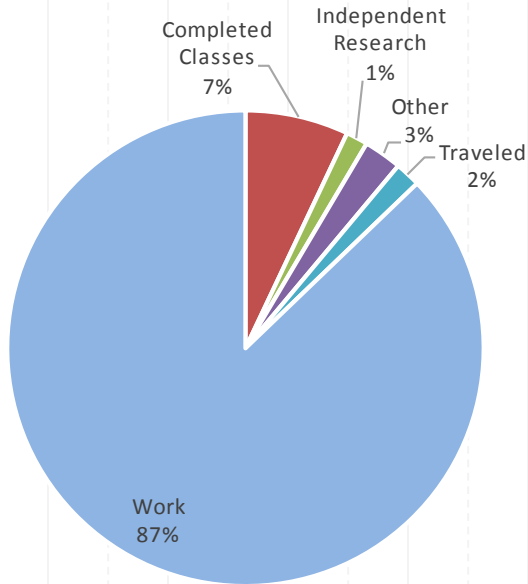


*As of January 19, 2017*

## Career Services 2016 Summer Survey Report

Based on 304 rising seniors reporting their primary abroad activity.

# Primary Summer Activity – Juniors



## Top Employers

| Employer                                 | # of Interns |
|--|--------------|
| University of Pennsylvania               | 45           |
| University of Pennsylvania Health System | 16           |
| Children's Hospital of Philadelphia      | 9            |
| Google                                   | 8            |
| Goldman Sachs                            | 6            |
| Comcast/NBCUniversal                     | 5            |

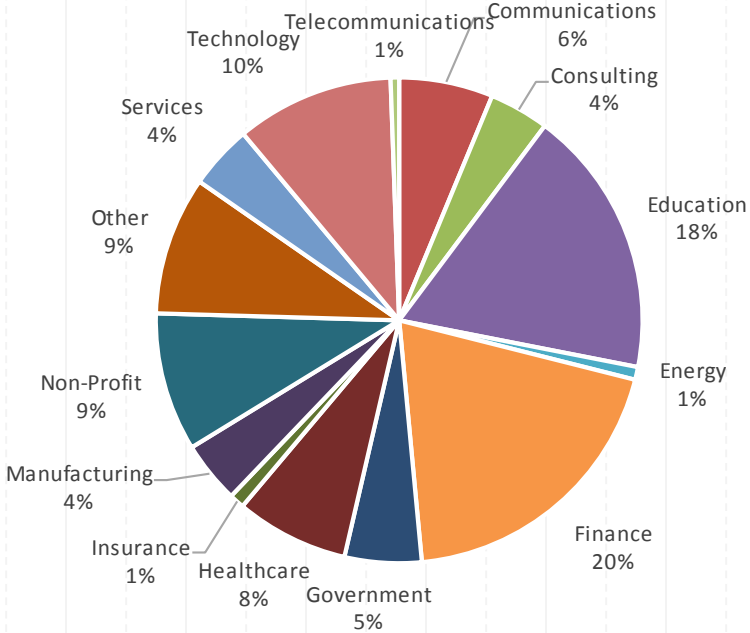
### Career Services 2016 Summer Survey Report

Based on 812 rising juniors reporting their primary summer activity.

*As of January 19, 2017*




# Summer Internship Industry – Juniors

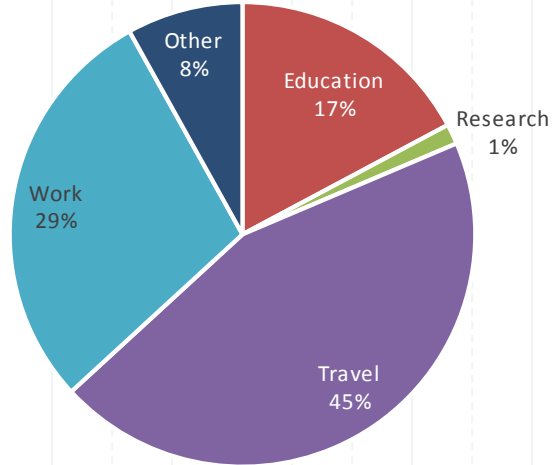


*As of January 19, 2017*

**Career Services 2016 Summer Survey Report**  
Based on 705 rising juniors reporting their summer internship industry.



# Primary Abroad Activity – Juniors



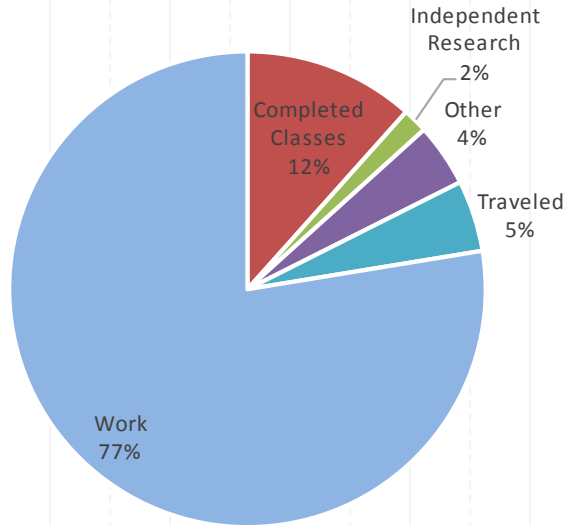
*As of January 19, 2017*

## Career Services 2016 Summer Survey Report

Based on 285 rising juniors reporting their primary abroad activity.



# Primary Summer Activity – Sophomores



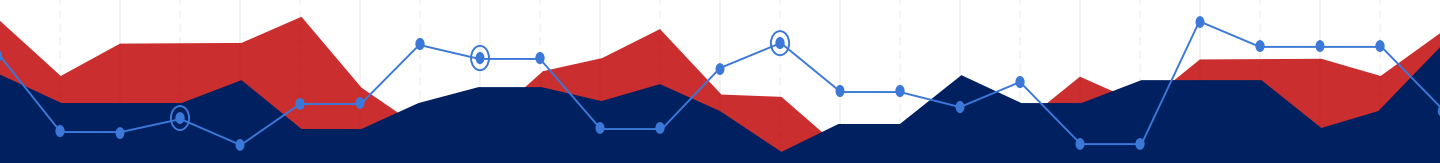
## Top Employers

| Employer                                 | # of Interns |
|--|--------------|
| University of Pennsylvania               | 71           |
| University of Pennsylvania Health System | 28           |
| Deloitte                                 | 4            |
| YMCA                                     | 4            |

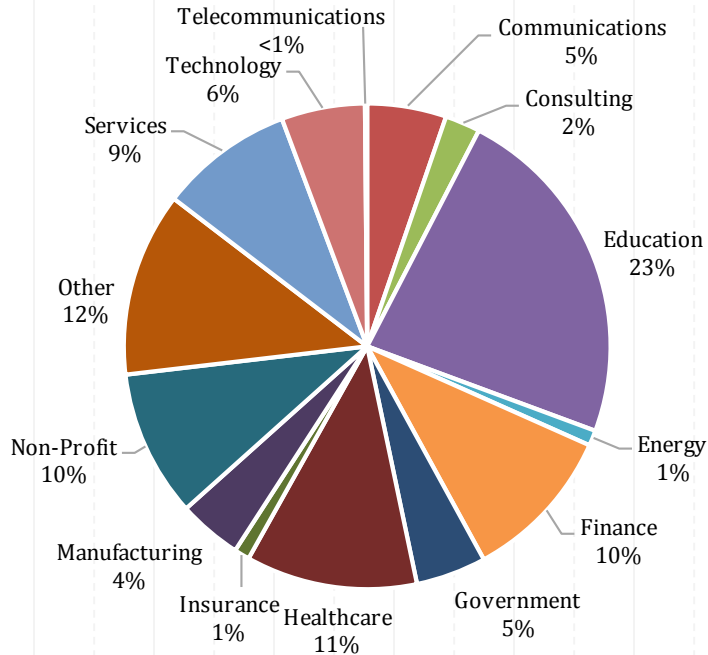
### Career Services 2016 Summer Survey Report

Based on 888 rising sophomores reporting their primary summer activity.

*As of January 19, 2017*



# Summer Internship Industry – Sophomores

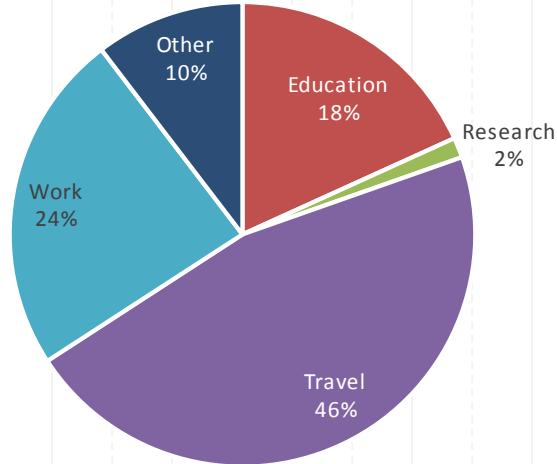


*As of January 19, 2017*

## Career Services 2016 Summer Survey Report

Based on 685 rising sophomores reporting their summer internship industry.

# Primary Abroad Activity – Sophomores



*As of January 19, 2017*

## Career Services 2016 Summer Survey Report

Based on 357 rising sophomores reporting their primary abroad activity.