

2017 Summer Survey

Combined Report (Draft)
January 17, 2018

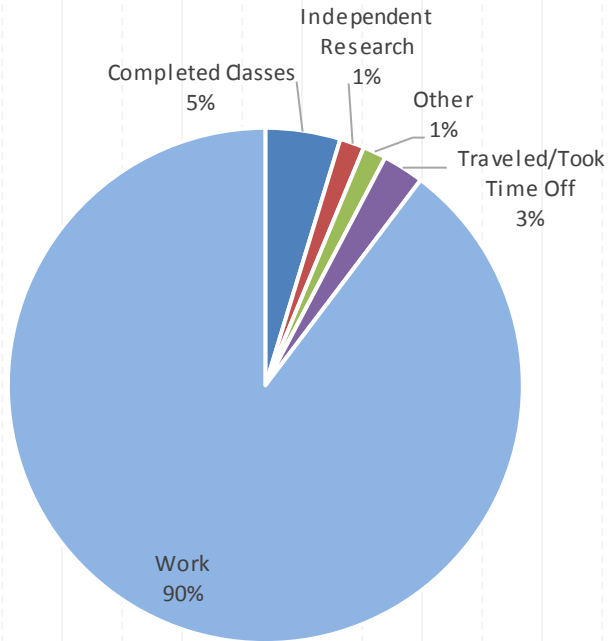
Overall Highlights

	Rising Seniors	Rising Juniors	Rising Sophomores
Summer Surveys Completed	1,232	1,109	896
Internship Search	Contacts:	Contacts:	Contacts:
Most successful method of getting internship offer	Friends/Family/Professor /Other	Friends/Family/Professor /Other	Friends/Family/Professor /Other
Offer Date			
Students who received internship offers by the end of April 2017	77%	71%	56%
Top Employer (# of Students Hired)	University of Pennsylvania (25)	University of Pennsylvania (47)	University of Pennsylvania (44)
Interned Abroad			
% based on # of students who listed work as their primary activity abroad	7%	16%	18%
Geographic Distribution			
States with the most interns	New York (376) Pennsylvania (255) California (126)	Pennsylvania (318) New York (200) California (83)	Pennsylvania (240) New York (64) California (54)
Paid Position			
Full-time or Part-time	88%	79%	77%
Avg. Monthly Salary			
Full-time	\$3,439	\$2,304	\$1,512
Top Industries (# Employed)	Finance (291) Education (135) Technology (129)	Finance (222) Education (168) Technology (124)	Education (170) Finance (77) Technology (70)

As of January 17, 2018



Primary Summer Activity – Seniors



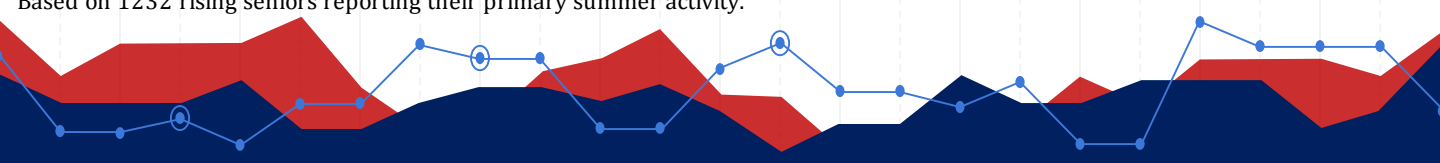
Top Employers

Employer	# of Interns
University of Pennsylvania	25
Goldman Sachs	22
Morgan Stanley	21
Children's Hospital of Philadelphia	18
Boston Consulting Group	13
Bank of America Merrill Lynch	11
Citi	10
Google	9
Amazon	9
Facebook	9
University of Pennsylvania - Perelman School of Medicine	8
Credit Suisse	8
J.P. Morgan	7

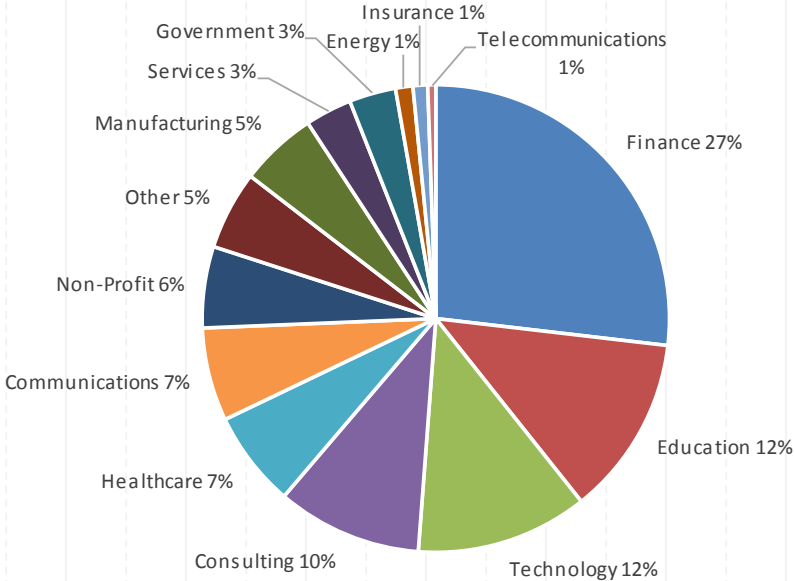
Career Services 2017 Summer Survey Report

Based on 1232 rising seniors reporting their primary summer activity.

As of January 17, 2018



Summer Internship Industry – Seniors



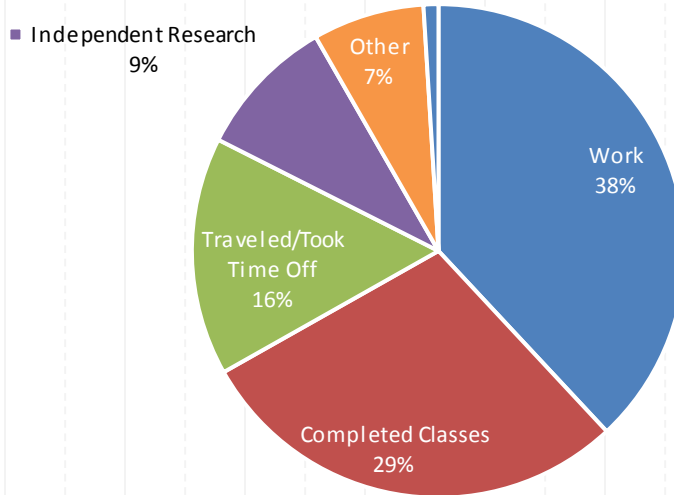
As of January 17, 2018

Career Services 2017 Summer Survey Report

Based on 1084 rising seniors reporting their summer internship industry.



Primary Abroad Activity – Seniors

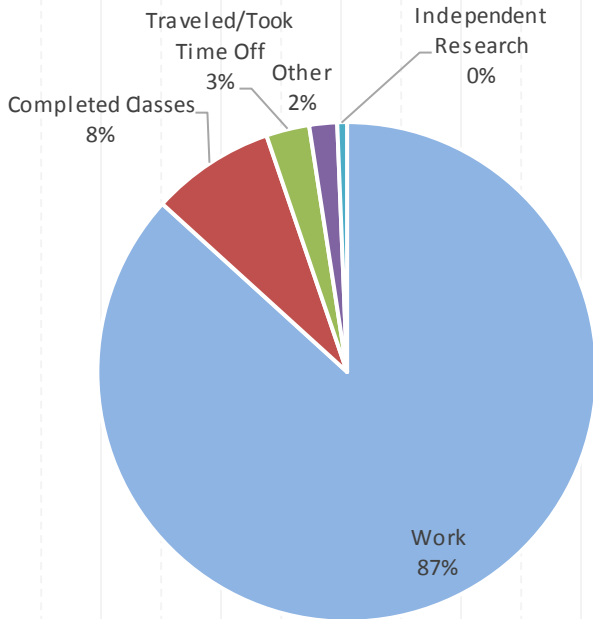


As of January 17, 2018

Career Services 2017 Summer Survey Report

Based on 205 rising seniors reporting their primary abroad activity.

Primary Summer Activity – Juniors



Top Employers

Employer	# of Interns
University of Pennsylvania	47
Children's Hospital of Philadelphia	14
J.P. Morgan	8
Google	7
University of Pennsylvania - Netter Center for Community Partnerships	6
Goldman Sachs	6

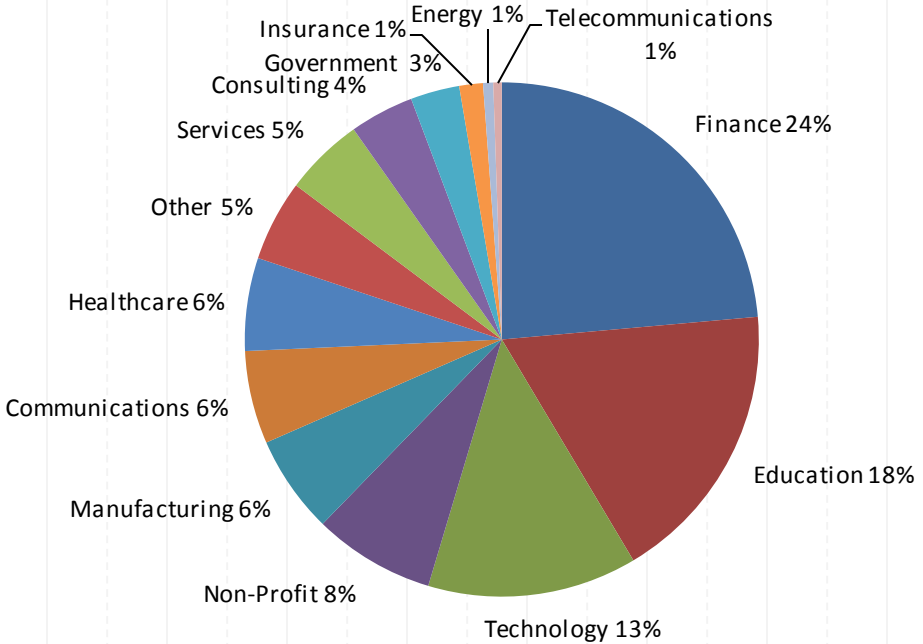
Career Services 2017 Summer Survey Report

As of January 17, 2018

Based on 1109 rising juniors reporting their primary summer activity.




Summer Internship Industry – Juniors

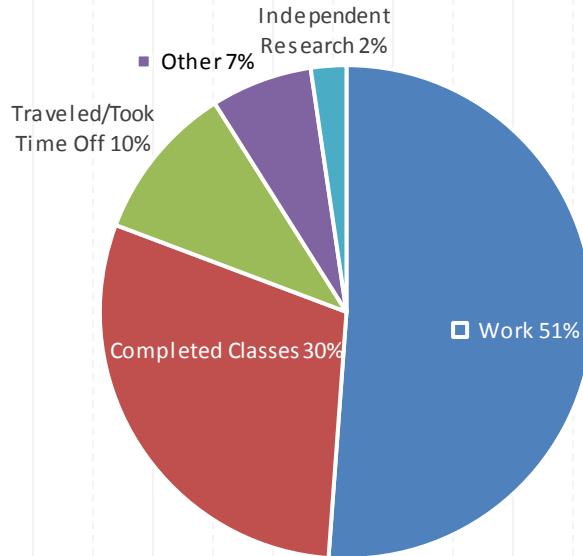


As of January 17, 2018

Career Services 2017 Summer Survey Report
Based on 941 rising juniors reporting their summer internship industry.



Primary Abroad Activity – Juniors

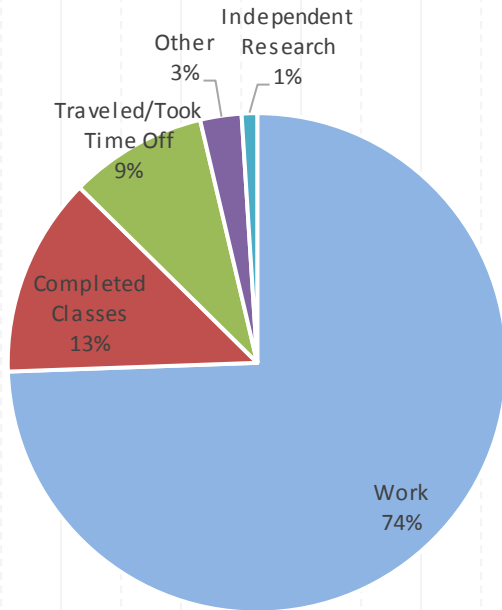


As of January 17, 2018

Career Services 2017 Summer Survey Report

Based on 301 rising juniors reporting their primary abroad activity.

Primary Summer Activity – Sophomores



Top Employers

Employer	# of Interns
University of Pennsylvania	44
Children's Hospital of Philadelphia	7
University of Pennsylvania - Perelman School of Medicine	4
U.S. Securities and Exchange Commission	4
Hospital of the University of Pennsylvania	4

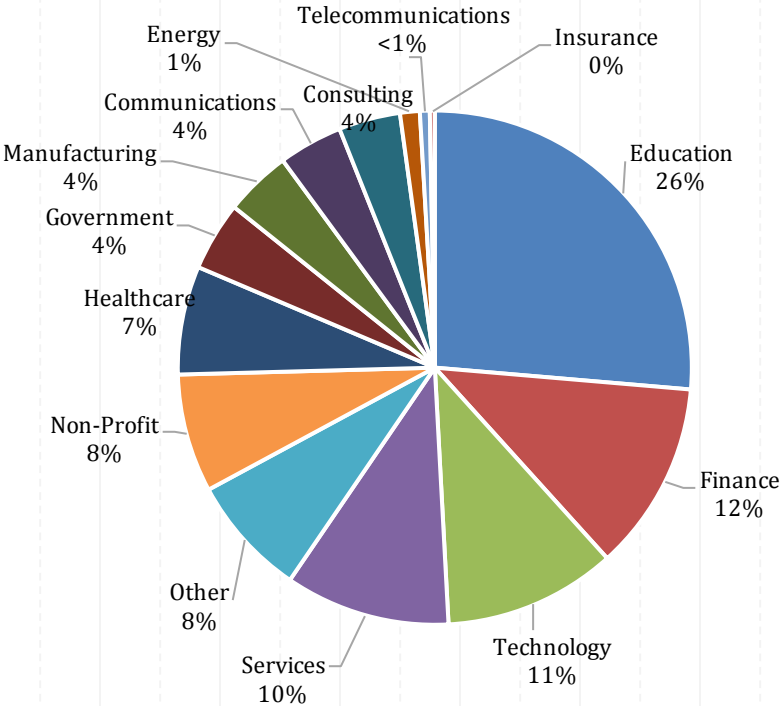
Career Services 2017 Summer Survey Report

As of January 17, 2018

Based on 896 rising sophomores reporting their primary summer activity.




Summer Internship Industry – Sophomores



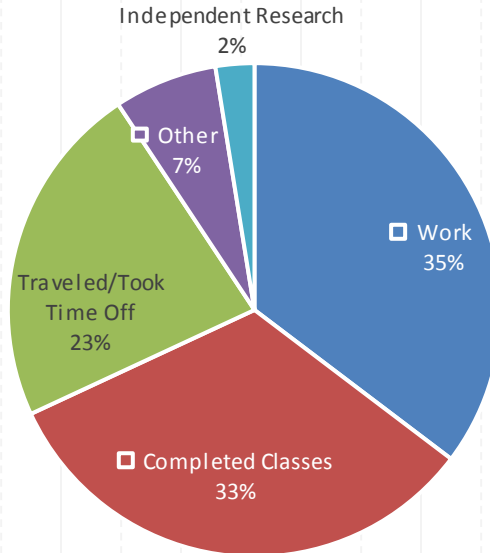
As of January 17, 2018

Career Services 2017 Summer Survey Report

Based on 645 rising sophomores reporting their summer internship industry.



Primary Abroad Activity – Sophomores



As of January 17, 2018

Career Services 2017 Summer Survey Report

Based on 354 rising sophomores reporting their primary abroad activity.