



Undergraduate Class of 2019

Career Plans Survey Report

Methodology

Career Services at the University of Pennsylvania annually surveys graduating students to provide a snapshot of their post-graduation plans.

This report looks at the 2,681 undergraduates who received their degrees from August 2018–May 2019. Students were surveyed up to six months from their graduation date, with a 59% response rate. Additional information was then collected via LinkedIn and other sources, bringing the total knowledge rate up to 78%. Of the total 2,024 known outcomes, 73% came from online/phone surveys and 27% came from LinkedIn and other sources.

Sections

1. Post-Graduation Plans

Outcomes & Geography

2. Full-Time Employment

Job Offer Method & Hiring Timeline

3. Full-Time Employment

Industries & Top Hiring Employers

4. Continuing Education

Fields of Study, Top Accepted Schools, & Degree Level

Post-Graduation by the Numbers

2,067 responses

Full-Time Employment

Continuing Education



Seeking Employment | Other

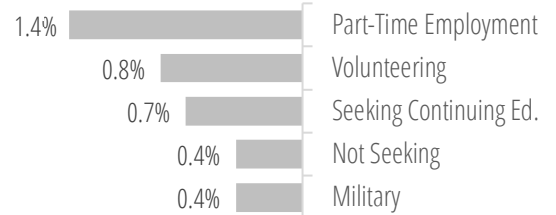
Median Salary

816 responses

\$77,500

Starting annual salary for graduates employed full-time in the United States, compared to \$75,000 for the Class of 2018.

Other Post-Graduation Plans



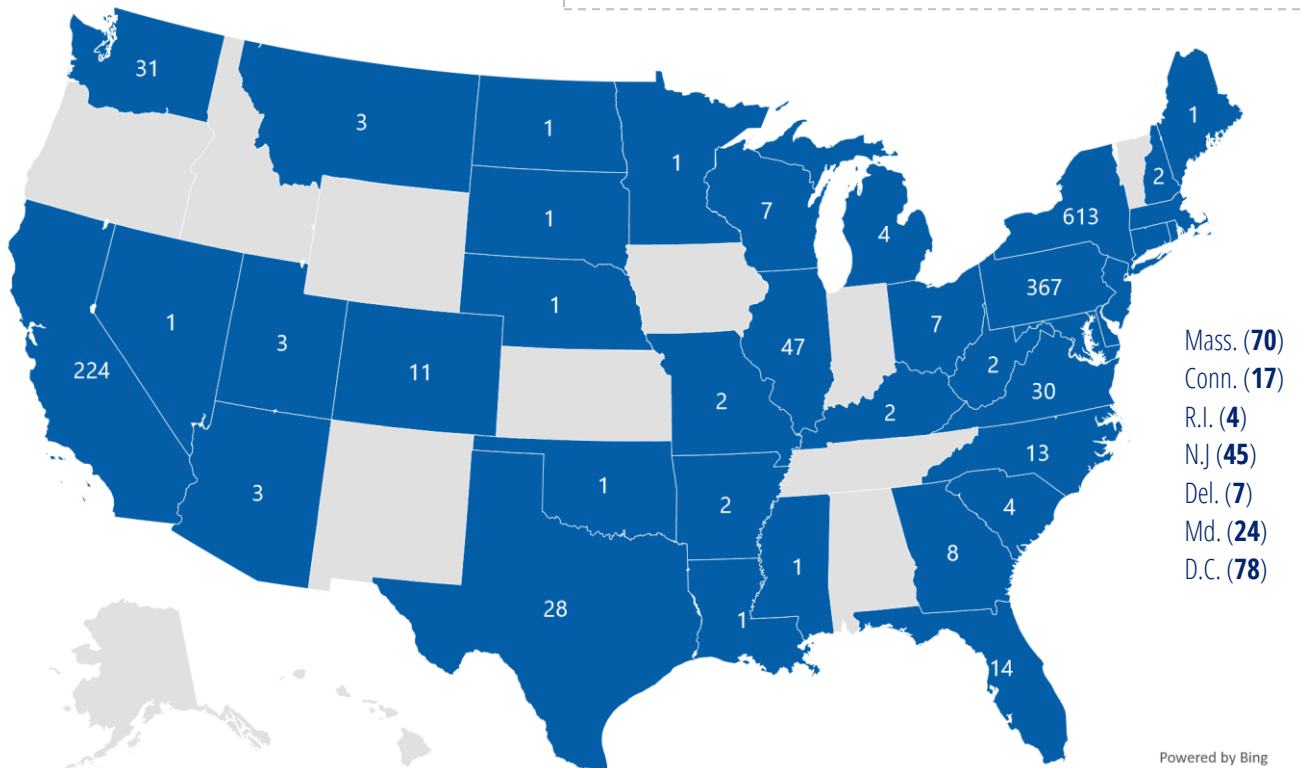
Geographically

1,773 responses

Internationally

92 students in 37 countries

2% of graduates working full-time who are U.S. citizens were based internationally, compared with 18% of international students.



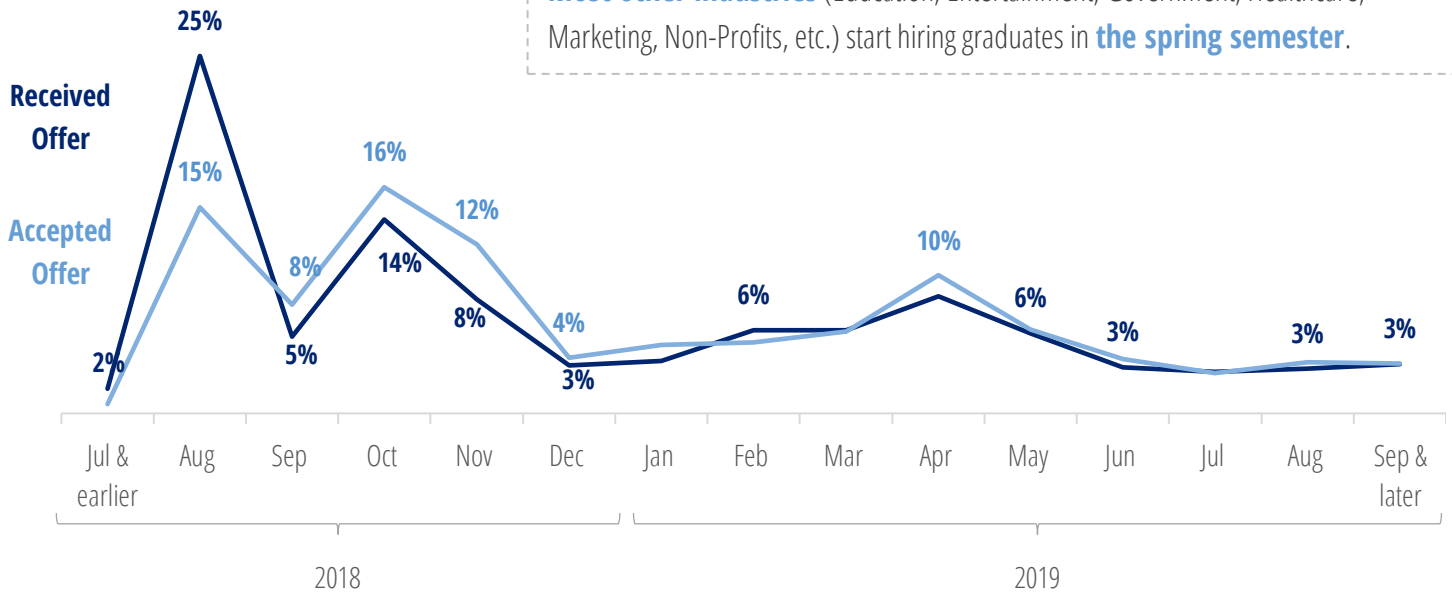
Full-Time Employment

Hiring Timeline

894 responses

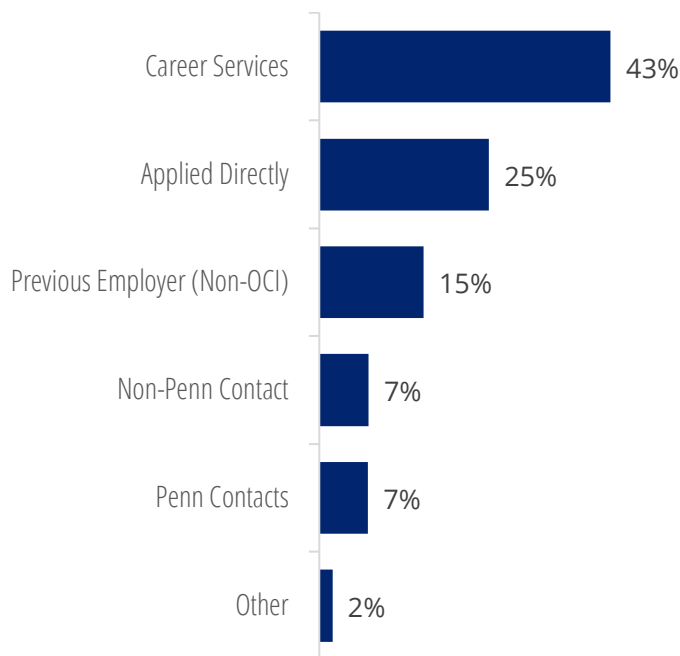
55% of graduates working full-time **accepted offers before January**, primarily in early recruiting industries like Finance, Consulting, and Technology.

Most other industries (Education, Entertainment, Government, Healthcare, Marketing, Non-Profits, etc.) start hiring graduates in **the spring semester**.

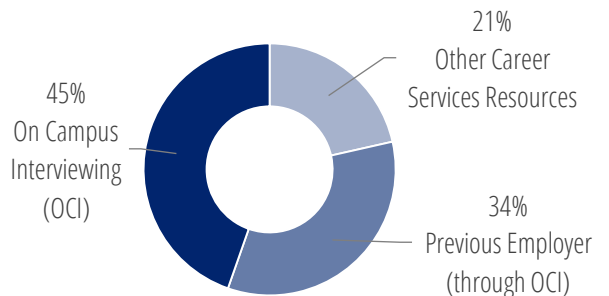


Offer Method

822 responses



43% of full-time opportunities were found through Career Services.



30% were return offers from a previous employer, primarily in industries like **Finance** and **Technology**.

Full-Time Employment

Top Employers Hiring by Industry

Consulting

1. The Boston Consulting Group (30)
2. McKinsey & Company (28)
3. Accenture (24)

Education

1. University of Pennsylvania (39)
2. Teach For America (13)
3. Success Academy Charter Schools (3)

Financial Services

1. Goldman Sachs (45)
2. Morgan Stanley (28)
3. JPMorgan Chase & Co. (23)

Healthcare

1. Penn Medicine (29)
2. Children's Hospital of Philadelphia (27)
3. Massachusetts General Hospital (7)

Media, Journalism, Entertainment

1. The Walt Disney Company (6)
2. NBCUniversal (5)
3. Creative Artists Agency (2)

Non-Profit & Government

1. Fulbright Program, U.S. Department of State (12)
2. AmeriCorps (3)
3. U.S. Department of Justice (3)

Technology

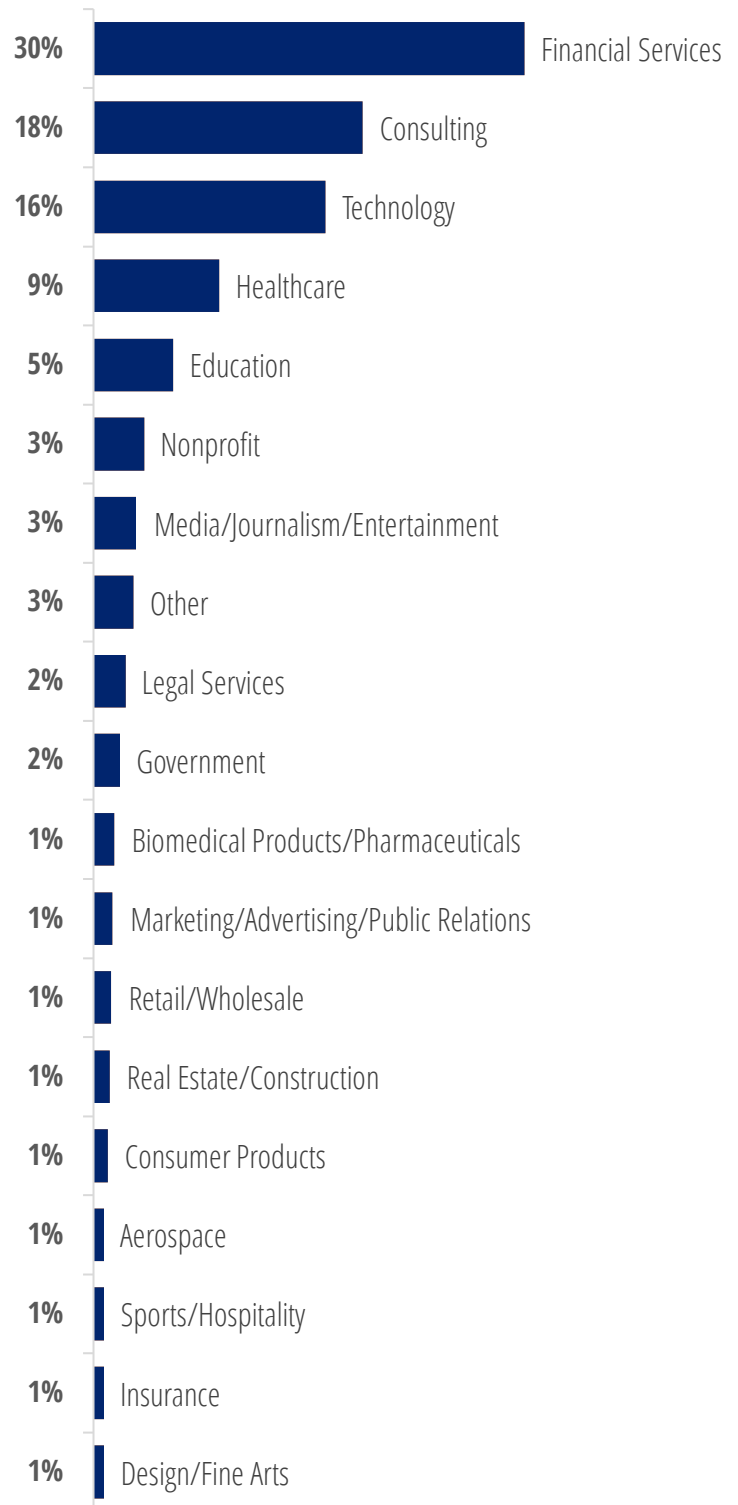
1. Google, Inc. (30)
2. Facebook (23)
3. Microsoft (20)

Other Industries

1. SpaceX (4)
2. Davis Polk & Wardwell LLP (4)
3. Boeing Company (3)

Employment by Industry

1,522 responses



Continuing Education

Top Graduate Schools Accepting by Discipline

Law

1. University of Pennsylvania (3)
2. Georgetown University (3)
3. Harvard University (3)
4. New York University (3)

Medicine

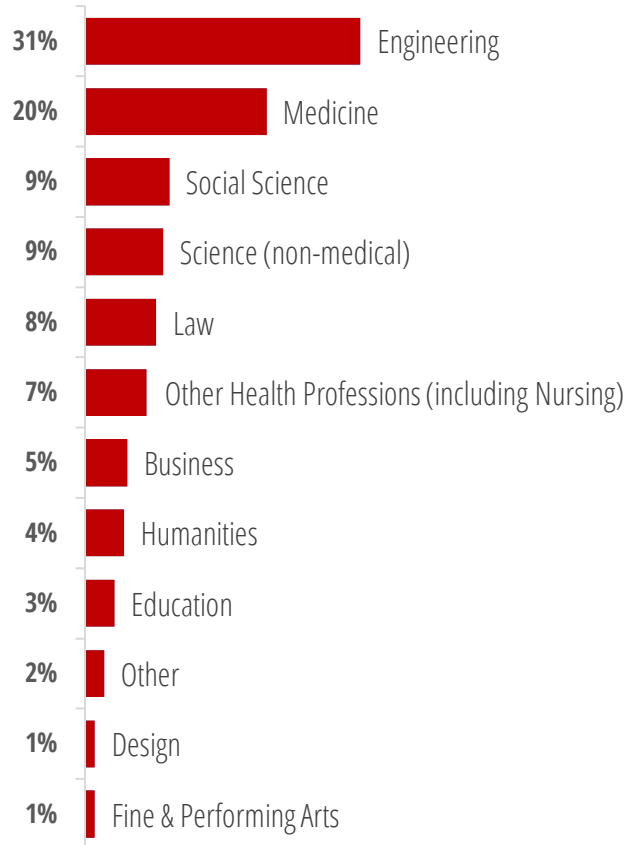
1. University of Pennsylvania (12)
2. Johns Hopkins University (4)
3. Stanford University (3)
4. New York University (2)

Other Programs

1. University of Pennsylvania (103)
2. Columbia University (10)
3. Stanford University (6)
4. Massachusetts Institute of Technology (4)
5. Princeton University (4)
6. University of California (4)
7. University of Oxford (4)

Continuing Education by Field of Study

278 responses



Continuing Education Degree Level

281 responses

