



Undergraduate Class of 2021

Career Plans Survey Report

Methodology

Career Services at the University of Pennsylvania annually surveys graduating students to provide a snapshot of their post-graduation plans.

This report looks at the 2,579 undergraduates who received their degrees from August 2020–May 2021. Students were surveyed up to six months from their graduation date, with a 58% response rate. Additional information was collected via LinkedIn and other sources, bringing the **total knowledge rate** up to **80%**. Of the total 2,076 known outcomes, 72% came from online/phone surveys and 28% came from LinkedIn and other sources.

Sections

1. **Post-Graduation Plans**
Outcomes & Geography
2. **Full-Time Employment**
Job Offer Method & Hiring Timeline
3. **Full-Time Employment**
Industries & Top Hiring Employers
4. **Continuing Education**
Fields of Study, Top Attended Schools,
& Degree Level

Post-Graduation by the Numbers

All Graduates *2,579 students*

Full-Time Employment



Seeking Employment | Other

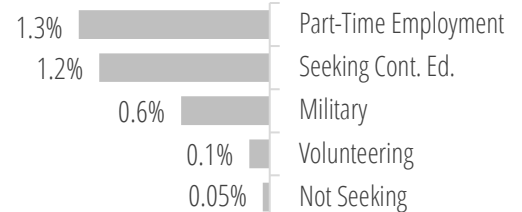
Known Outcomes *2,076 responses*

Full-Time Employment



Seeking Employment | Other

Other Post-Graduation Plans



Median Salary

680 responses

\$82,750

Starting annual salary for graduates employed full-time in the United States, compared to \$77,500 for the Class of 2019 (*816 responses*) and \$85,000 for the Class of 2020 (*796 responses*).

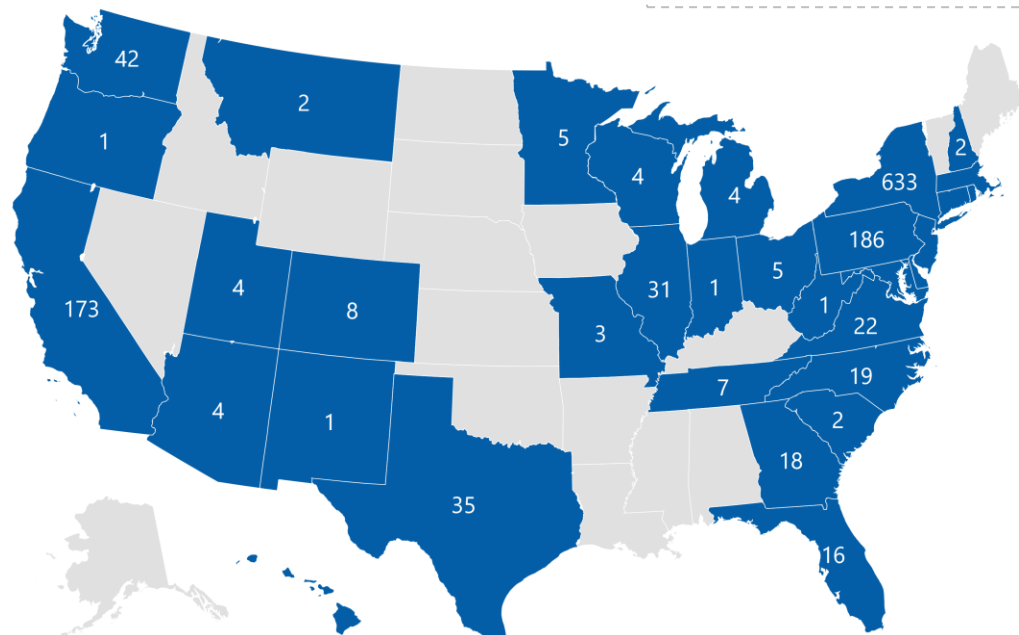
Internationally

58 students in 23 countries

2% of graduates working full-time who are U.S. citizens were based internationally, compared with 19% of international students.

Geographically

1,476 responses



- Mass. (60)
- Conn. (12)
- R.I. (1)
- N.J. (33)
- Del. (3)
- Md. (19)
- D.C. (59)
- Hawaii (1)

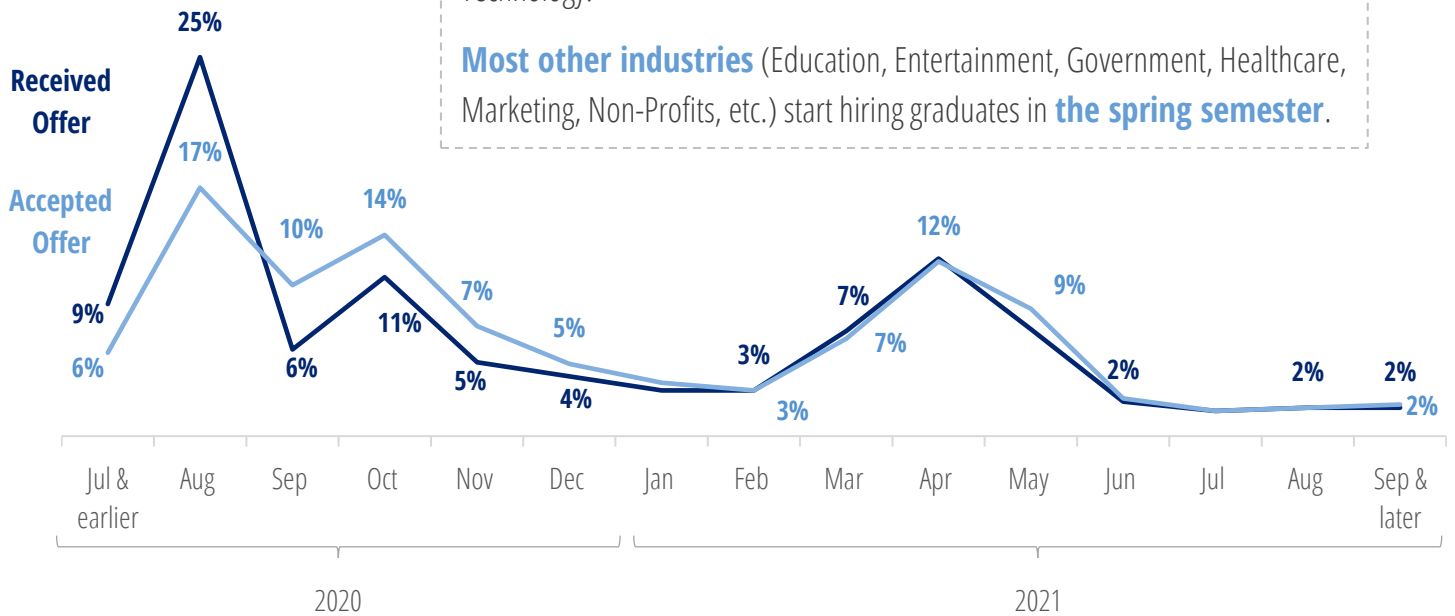
Full-Time Employment

Hiring Timeline

946 responses

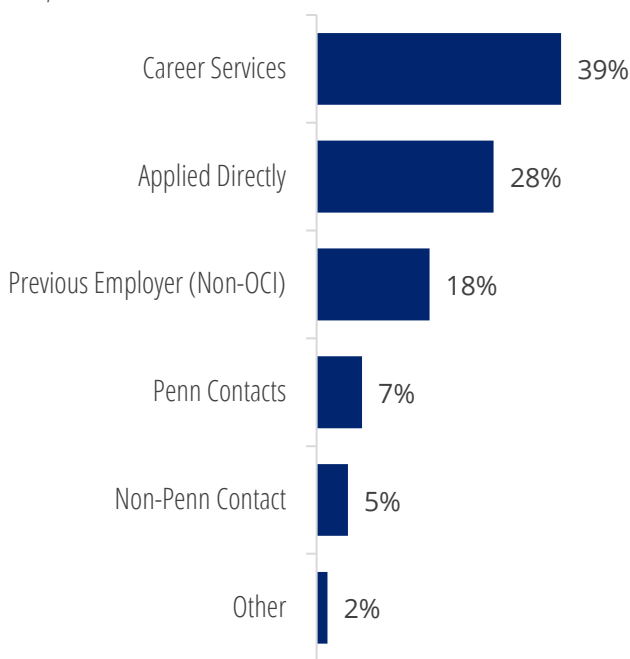
53% of graduates working full-time **accepted offers before November**, primarily in **early recruiting industries** like Finance, Consulting, and Technology.

Most other industries (Education, Entertainment, Government, Healthcare, Marketing, Non-Profits, etc.) start hiring graduates in **the spring semester**.

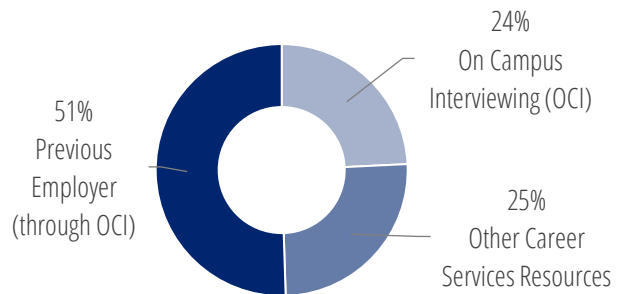


How They Heard About the Job

755 responses



39% of full-time opportunities were found through Career Services.



38% were return offers from a previous employer, primarily in industries like **Technology** and **Financial Services**.

Full-Time Employment

Top Employers Hiring by Industry

Consulting

1. McKinsey & Company (44)
2. Boston Consulting Group (BCG) (32)
3. Bain & Company (19)

Education

1. University of Pennsylvania (30)
2. Teach For America (7)
3. Success Academy Charter Schools (NY) (6)

Financial Services

1. Goldman Sachs (44)
2. JPMorgan Chase & Co. (38)
3. Morgan Stanley (32)

Healthcare

1. Penn Medicine (31)
2. Children's Hospital of Philadelphia (15)
3. Massachusetts General Hospital (4)

Media, Journalism, Entertainment

1. The Walt Disney Company (3)
United Talent Agency (3)
3. NBCUniversal (2)

Non-Profit & Government

1. Fulbright Program – U.S. Department of State (3)
National Institutes of Health (3)
U.S. House of Representatives (3)

Technology

1. Microsoft (25)
2. Amazon (22)
Facebook (22)

Other Industries

1. Anheuser-Busch (6)
2. McMaster-Carr (5)
3. Tesla (4)

Employment by Industry

1,564 responses



Continuing Education

Top Graduate Schools Attended by Discipline

Law

- 1. University of Pennsylvania (6)
- 2. George Washington University (4)
Harvard University (4)

Medicine

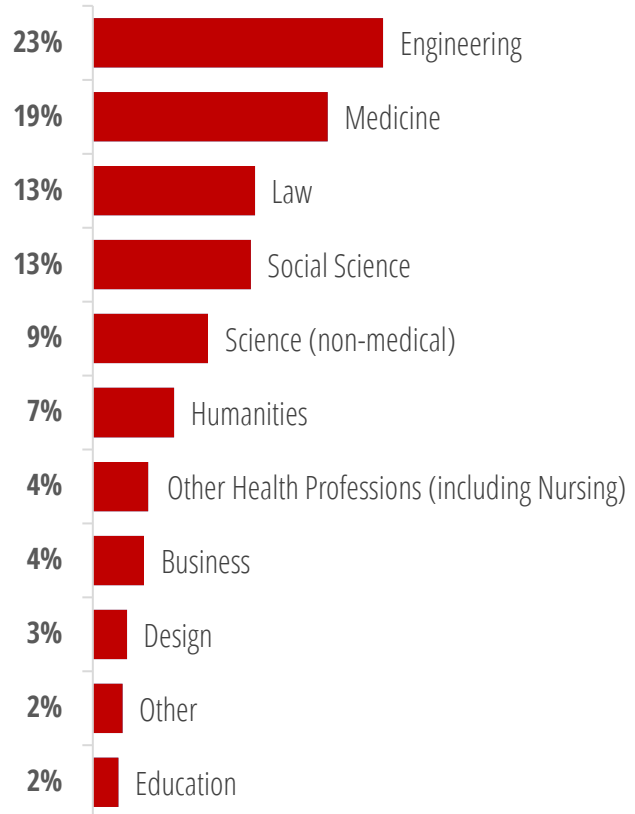
- 1. University of Pennsylvania (24)
- 2. Columbia University (3)
John Hopkins University (3)
Northwestern University (3)
Temple University (3)

Other Programs

- 1. University of Pennsylvania (96)
- 2. University of Oxford (10)
- 3. University of Cambridge (6)
- 4. Columbia University (4)
New York University (4)
Stanford University (4)
Yale University (4)
- 8. Massachusetts Institute of Technology (3)

Continuing Education by Field of Study

290 responses



Continuing Education Degree Level

296 responses

