

The Wharton School

Undergraduate Class of 2021

Career Plans Survey Report

Methodology

Career Services at the University of Pennsylvania annually surveys graduating students to provide a snapshot of their post-graduation plans.

This report looks at the 640 The Wharton School undergraduates who received their degrees from August 2020–May 2021. Students were surveyed through September 30th, 2021 with a 69% response rate. Additional information was collected via LinkedIn and other sources, bringing the total **knowledge rate** up to **89%**, a total of 572 known graduate outcomes.

Sections

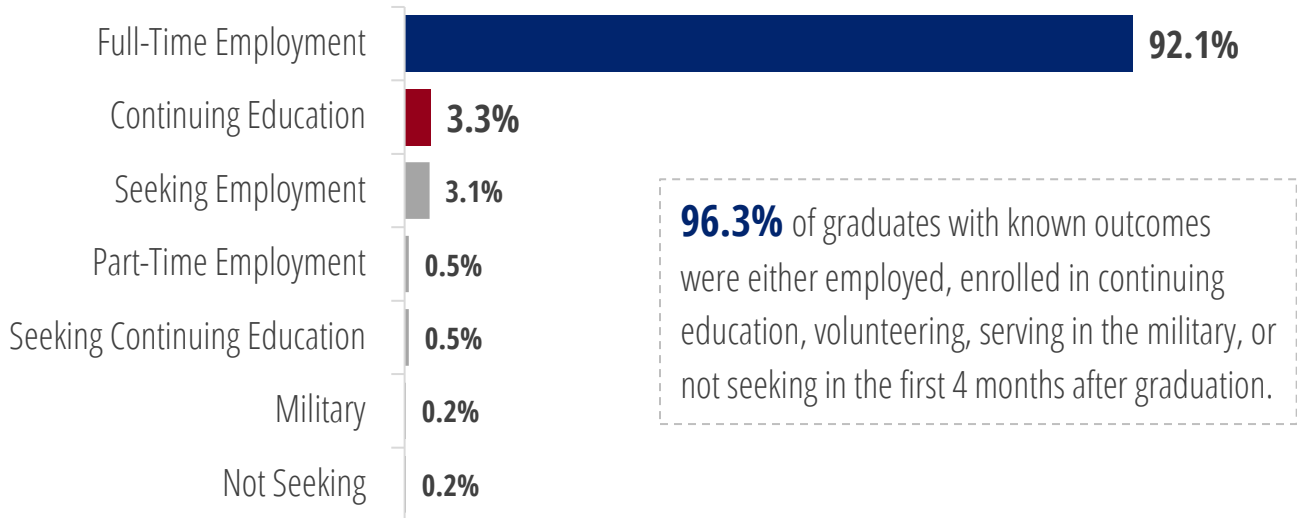
1. **Post-Graduation Plans**
2. **Full-Time Employment**
3. Industries & Top Hiring Employers
4. Job Function
5. Geography
6. Job Offers & Hiring Timeline
7. Salary & Bonuses
8. **Continuing Education**
9. Graduate Programs & Degree Level
10. **First Destinations by Concentration ***

**Coming soon!*

CLASS OF 2021, THE WHARTON SCHOOL

Post-Graduation by the Numbers

Known Outcomes 572 responses



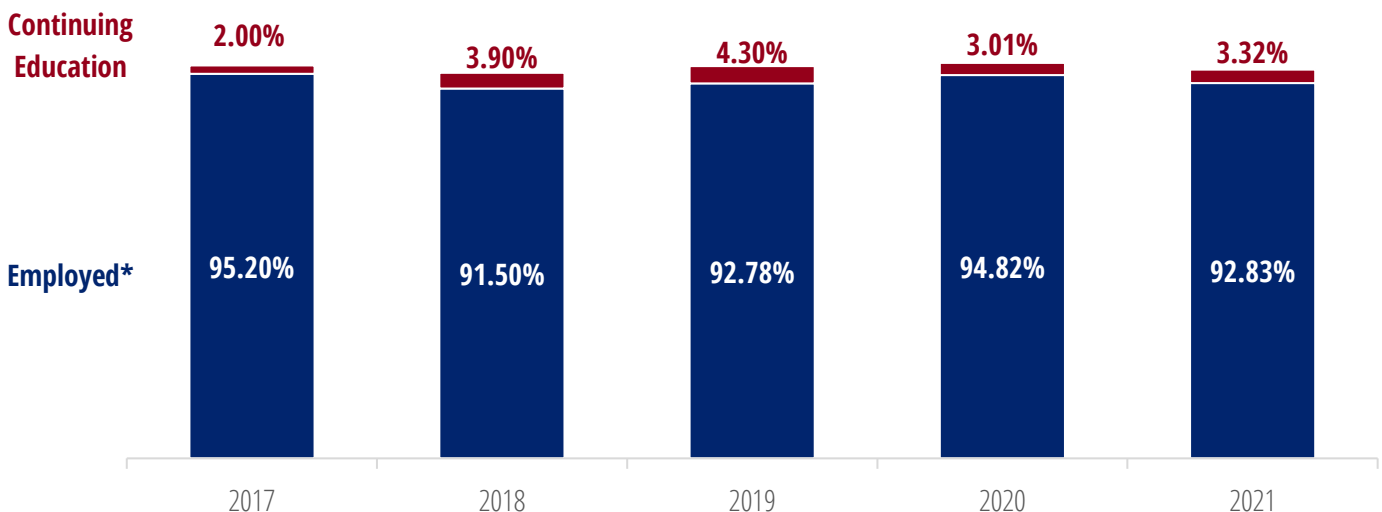
All Graduates 640 students



(3%) Seeking Employment | (1%) Other*

*Includes part-time employment, seeking continuing education, military service, and not seeking

Post-Graduation: 5 Year Trends



*Employed includes full-time employed, part-time employed, military service and volunteer service

Full-Time Employment

Top Hiring Employers by Industry

Consulting

1. McKinsey & Company (25)
2. Boston Consulting Group (BCG) (21)
3. Bain & Company (13)
4. Deloitte (6)
5. Accenture (5)

Financial Services

1. Goldman Sachs (21)
2. JPMorgan Chase & Co. (19)
3. Morgan Stanley (17)
4. Citi (13)
- Bank of America (13)

Technology

1. Facebook (10)
2. Microsoft (5)
3. Amazon (3)
- Google, Inc. (3)
5. Mobility (2)

Other

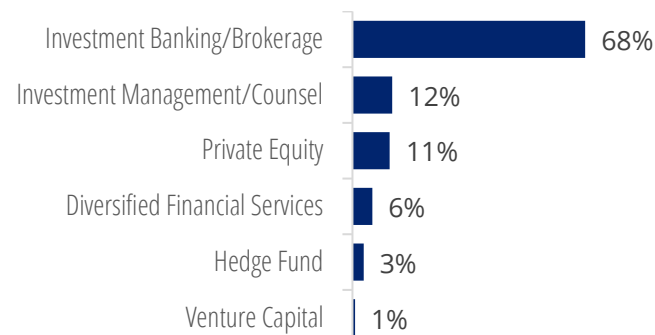
1. University of Pennsylvania (4)
2. Eastdil Secured (2)
- L'Oreal (2)
- Tesla (2)
- Wayfair (2)

Employment by Industry

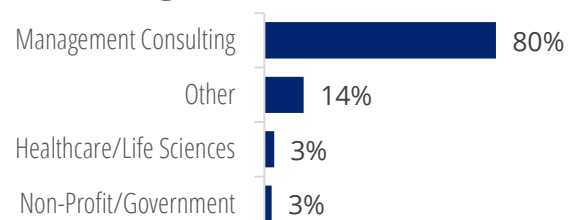
519 responses



Financial Services



Consulting

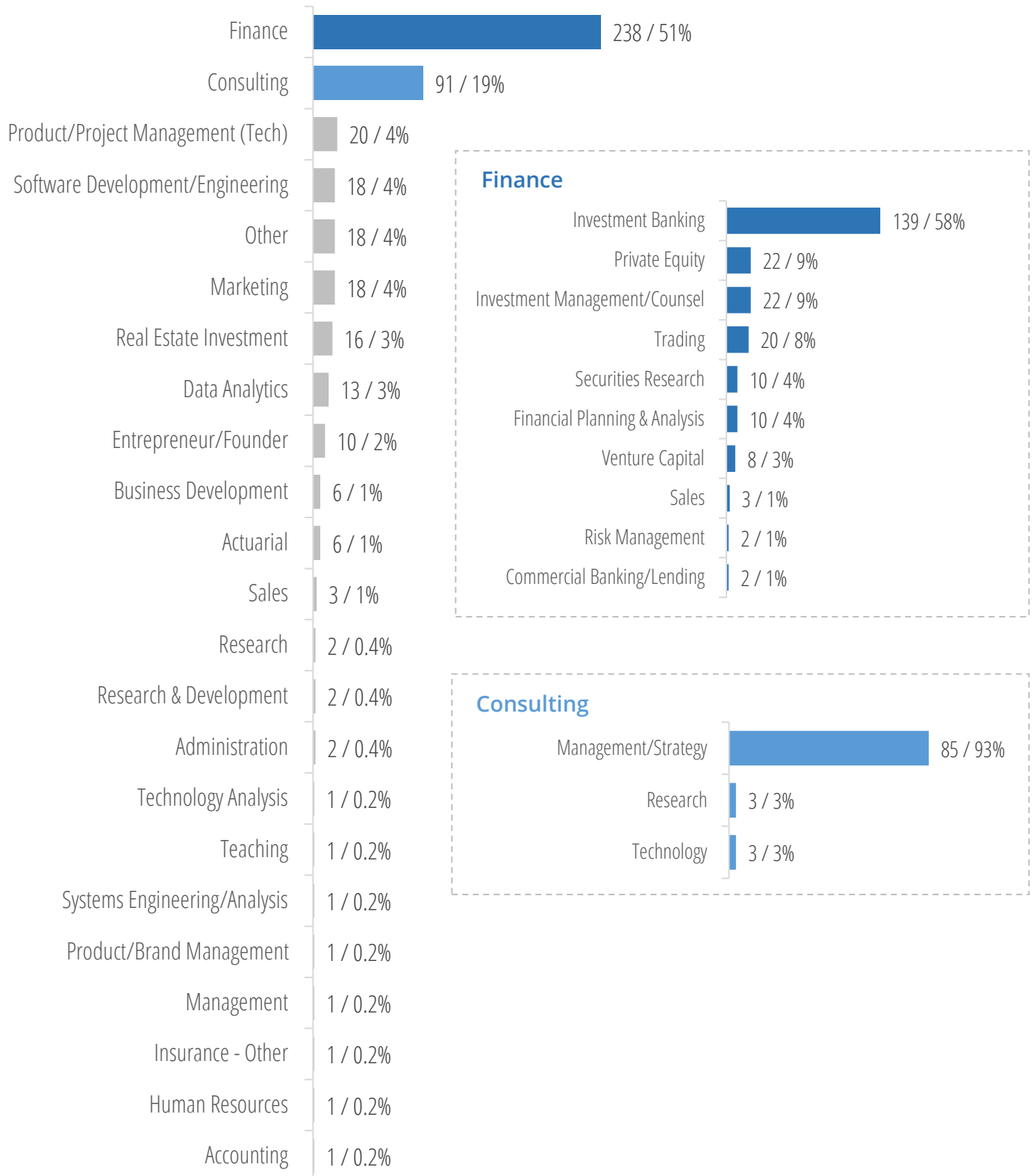


CLASS OF 2021, THE WHARTON SCHOOL

Full-Time Employment

Employment by Job Function

471 responses

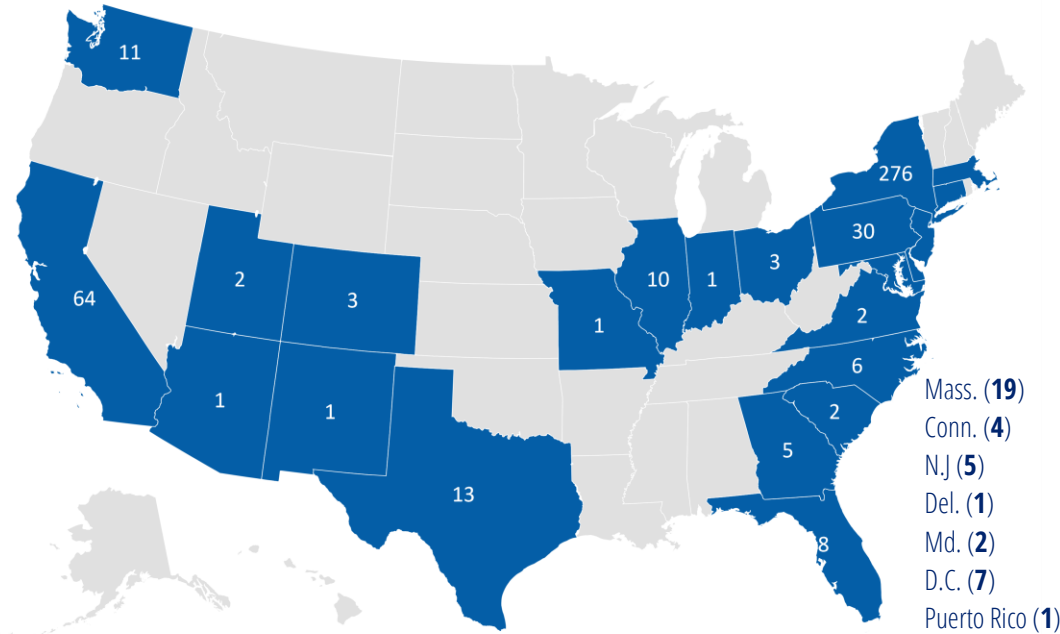


CLASS OF 2021, THE WHARTON SCHOOL

Full-Time Employment

Employment by State

478 responses



Mass. (19)
 Conn. (4)
 N.J (5)
 Del. (1)
 Md. (2)
 D.C. (7)
 Puerto Rico (1)

Powered by Bing
 © GeoNames, HERE, MSFT

Internationally

4% of those with identified locations

23 students in 14 countries

- Bermuda
- Brazil
- Bulgaria
- Canada
- China
- Egypt
- Germany (2)
- Hong Kong (4)
- Indonesia
- Japan (3)
- Mexico
- Nigeria
- Philippines
- United Kingdom (4)

International Students

Of the 100 respondents working full-time who identified as foreign nationals, 80 were employed in the U.S.

U.S. Employers of Foreign Nationals

Consulting

- Alvarez & Marsal, LLC
- Bain & Company
- Boston Consulting Group (BCG)
- McKinsey & Company
- PwC - Strategy&

Financial Services

- Ares Management Corporation
- Bank of America
- BlackRock
- Blackstone
- Centerview Partners
- Citadel and Citadel Securities

- Credit Suisse
- Deutsche Bank
- Dodge & Cox
- Evercore
- Financo
- Goldman Sachs
- Greenhill & Co.
- Houlihan Lokey
- JPMorgan Chase & Co.
- Kohlberg Kravis & Roberts & Co. Inc. ("KKR")
- Lazard
- M. Klein & Company
- Manning & Napier Advisors, LLC
- Moelis & Company

- Morgan Stanley
- Natixis CIB Americas
- PIMCO
- PJT Partners
- Prudential Financial
- Silver Lake
- Societe Generale
- Summit Partners
- TD Securities

Technology

- Cadre
- Mastercard
- Mobility

Other

- Harvard University
- IL MAKIAGE

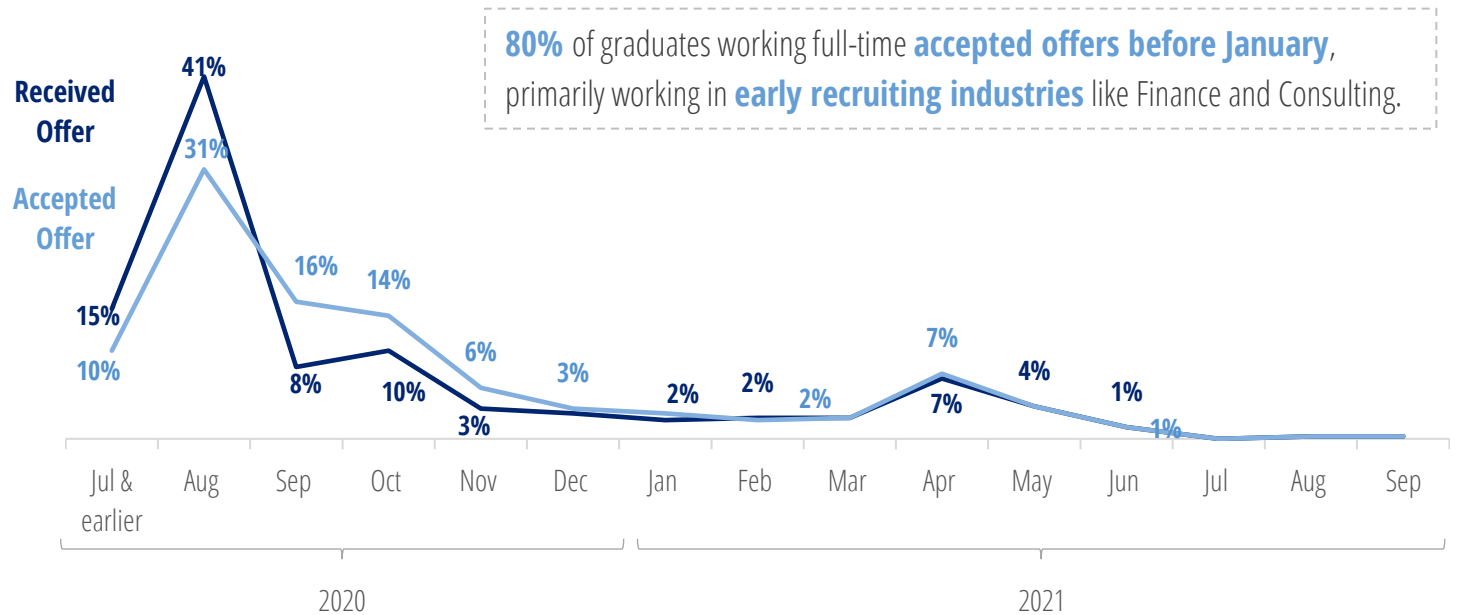
- New York Life Insurance Company
- Northwell Health
- PMG Digital Agency
- Remarkable Foods
- Restaurant Brands International (RBI) - Burger King, Tim Hortons & Popeyes
- University of Pennsylvania

CLASS OF 2021, THE WHARTON SCHOOL

Full-Time Employment

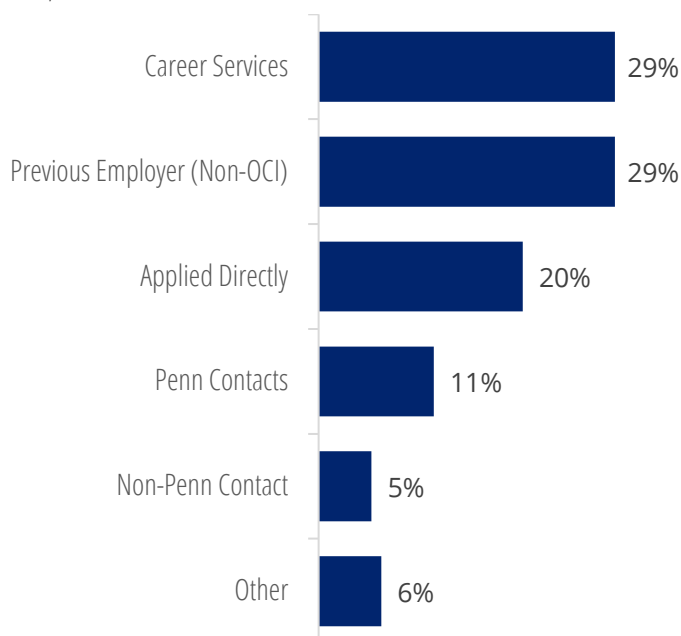
Hiring Timeline

378 responses

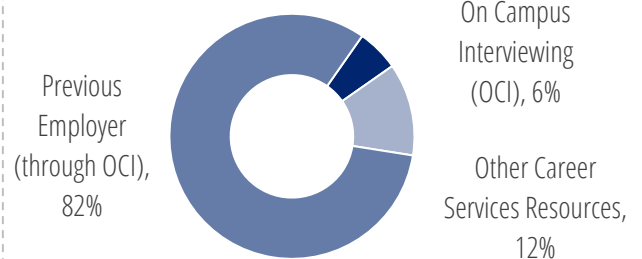


How They Heard About the Job

312 responses



29% of full-time opportunities were found through Career Services.



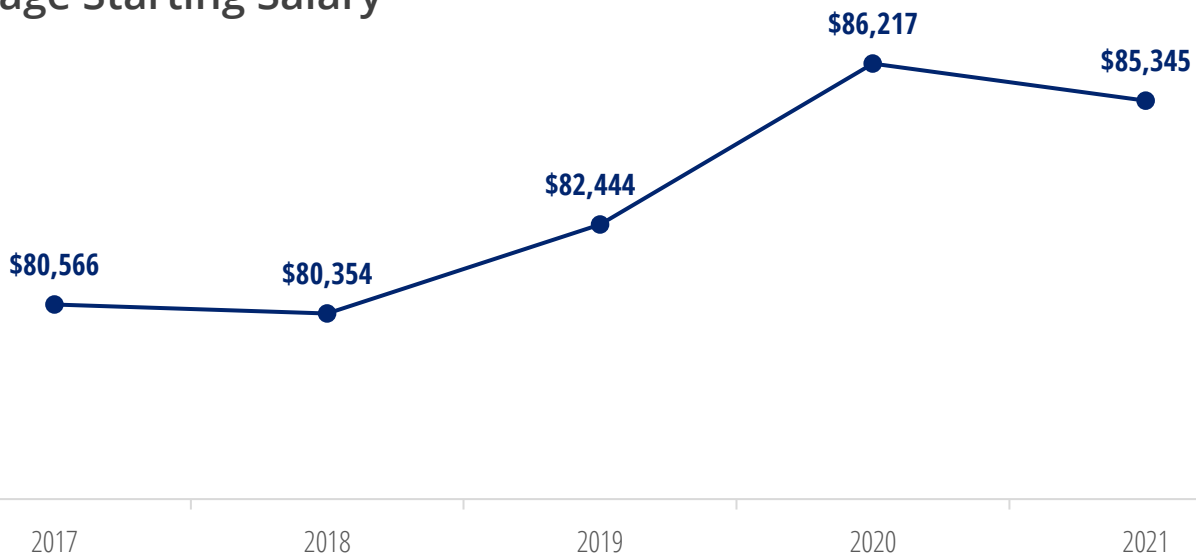
53% accepted return offers from a previous employer, primarily in **Financial Services**.

40% accepted offers from **On Campus Interviews** (through a previous employer or through OCI directly).

CLASS OF 2021, THE WHARTON SCHOOL

Full-Time Employment

Average Starting Salary



	Respondents	Average	Median	Range	
Wharton	276	\$85,345	\$85,000	\$20,000	\$150,000
Wharton Only	201	\$83,071	\$85,000	\$31,200	\$150,000
Women	95	\$82,101	\$85,000	\$40,000	\$120,000
Men	106	\$83,941	\$85,000	\$31,200	\$150,000
WH/CAS – Dual Degree	44	\$86,182	\$87,750	\$60,000	\$115,000
Women	24	\$85,750	\$86,000	\$60,000	\$115,000
Men	20	\$86,700	\$89,250	\$70,000	\$100,000
WH/NUR – Dual Degree	1	-	-	-	-
Women	1	-	-	-	-
Men	0	-	-	-	-
WH/SEAS – Dual Degree	30	\$99,694	\$90,000	\$20,000	\$150,000
Women	8	\$94,188	\$85,000	\$78,000	\$135,000
Men	22	\$101,696	\$105,250	\$20,000	\$150,000

*Fewer than 3 reported salaries not published to maintain confidentiality.

Signing Bonus

	Respondents	Average	Median
Signing Bonus	208	\$12,073	\$10,000
Women	93	\$11,000	\$10,000
Men	115	\$13,045	\$10,000

79% of respondents reported accepting a signing bonus.

Continuing Education

Top Graduate Schools Attended by Discipline

Business

- 1. University of Georgia (1)
- University of Washington (1)

Engineering

- 1. University of Pennsylvania (3)
- 2. Stanford University (1)
- Yale University (1)

Law

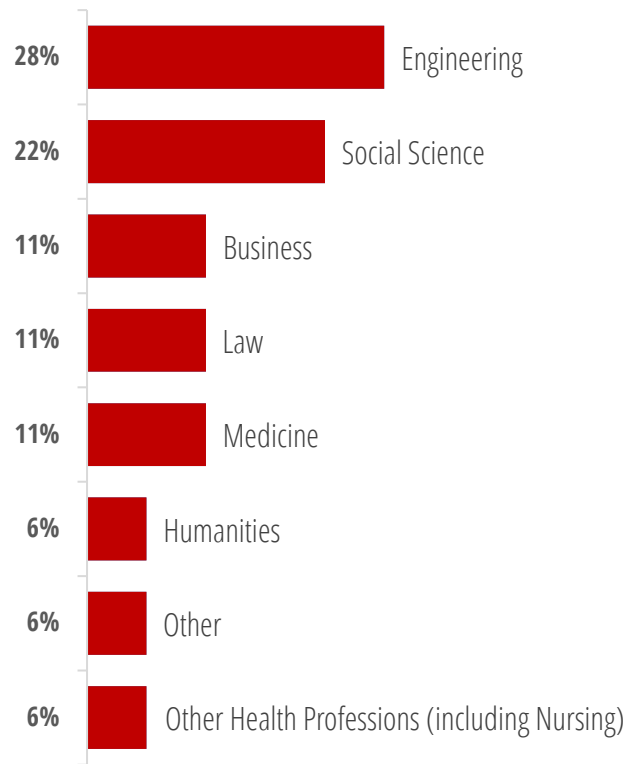
- 1. Emory University (1)
- University of Southern California (1)

Other Programs

- 1. University of Pennsylvania (3)
- 2. Tsinghua University (2)
- University of Oxford (2)
- 4. Harvard University (1)
- Icahn School of Medicine at Mount Sinai (1)
- Schwarzman Scholars Program, Tsinghua University (1)

Continuing Education by Field of Study

18 responses



Continuing Education Degree Level

19 responses

